

PENTA

LIGHT INNOVATION

La luce è una questione d'equilibrio tra atmosfera e funzionalità. Così sono le nostre lampade: fusioni di elementi architettonici e formali essenziali, che garantiscono una perfetta illuminazione ed un'eleganza senza tempo.

La crescente esperienza di Penta si legge nella ricca collezione di luci, che integrano fra loro materiali dalle caratteristiche diverse. Il risultato è una luce viva, che crea un nuovo spazio da abitare e si modella secondo le diverse esigenze.

Design, quindi, nel senso più ampio del termine, come luce, spazio, movimento e sensazioni.

[EN] Light is a matter of balance between atmosphere and functionality. That is how our lamps are: fusions of architectural and formal essential elements, that grant a perfect lighting together with a timeless elegance. You can feel the growing experience of Penta in its rich collection of lights, that merge materials with different characteristics. The result is a living light, that creates a new space to live and models itself according to the different needs. Design therefore, but in the broadest sense, as light, space, movement and sensations.

[FR] La lumière est une question d'équilibre entre atmosphère et fonctionnalité. Ainsi sont nos lampes: fusions d'éléments architectoniques et formels essentiels, qui garantissent un éclairage parfait et une élégance sans temps. Vous pouvez lire l'expérience croissante de Penta en la riche collection de lumières, qui mélangent entre eux matériaux aux caractéristiques différents. Le résultat est une lumière vive, qui crée un nouvel espace à habiter et qui se modèle selon les différentes exigences. Donc design, dans toute la force du mot, comme lumière, espace, mouvement et sensations.

[TED] Licht ist eine Frage von Ausgeglichenheit zwischen Atmosphäre und Funktionalität. So sind unsere Leuchten: Fusionen von architektonischen und formalen Hauptelementen, die eine perfekte Beleuchtung und eine zeitlose Eleganz garantieren. Die wachsende Erfahrung von Penta zeigt sich in ihrer reichen Leuchtenkollektion, welche verschiedenste Materialien verbindet. Das Ergebnis ist ein lebendiges Licht, das neuen Lebensraum schafft und das sich individuellen Bedürfnissen anpaßt. Design in seiner alles umfassenden Bedeutung: Licht, Raum, Bewegung und Empfindung.

[ES] La luz es una cuestión de equilibrio entre atmósfera y funcionalidad. Así son nuestras lámparas: fusión de elementos arquitectónicos y formales que garantizan una perfecta iluminación y una elegancia intemporal. La creciente experiencia de Penta se lee en la rica colección de luces, que integran entre ellas materiales de características distintas. El resultado es una luz viva, que crea un nuevo espacio a habitar y se modela de acuerdo con las diversas exigencias. Design, por lo tanto, en el sentido más amplio de la expresión, como luz, espacio, movimiento y sensaciones.

Indice

Index

MODELLO MODEL	CODICE CODE	PAGINA PAGE
Aba Hi-tech	9402	132
Aba Vip	9403	136
Acorn	1501	62
Bag	0706	92
Bag outdoor	0802	96
Bridget	1003	140
Ciak	1503	18
C'hi	9907	100
China	0308	86
Glo	0811	52
Jeï Jeï	0501	82
Je Suis	1502	6
Juliette	1305	26
Kelly	9511	128
Kimilla	0312	108
Klint	1301	32
Kori	9913	116
Labo	1306	36
Lula	1505	14
Mamí	1307	40
New Classic	0204-5-6-10	74
Polar	1106	48
Taaac	0808	66
Tic	1303	70
Toc	1304	70
Tocco	0405	120
Tosca	0601	112
Wood	0132	124
Woody	1406	22
Wonder	1504	10

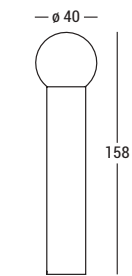
MODELLO MODEL	CODICE CODE	PAGINA PAGE
Sospensioni/Plafoniere/Appliques in tessuto		
Fabric pendants/Ceilings/Wall lamps		144
• Sospensioni in tessuto	9229	146
• Sospensioni in PVC specchiato	0905	152
• Sospensioni Up-down	1009	152
• Quadrata - Ovale - Rettangolare		154
• Luxury	0607	156
• Baloon	0606	160
• Slide	0604-1005	158
• Vanity	9540-0807	162
• Club House	1402	164
• Produzioni speciali · Custom made		174
Appliques · Wall lamps		178
• Aba Hi-tech	9402	188
• C'hi	9907	182
• Jeï Jeï	0501	186
• Magoo	9618	184
• Mamí	1307-31	180
Contract		190
Dati tecnici · Technical data		232
Accessori e rosoni · Canopies		300
Campionario tessuti · Fabrics		305

JE SUIS

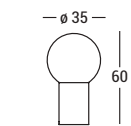
Carlo Colombo, 2015

1502

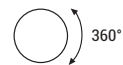
Dati tecnici - Technical data P. 251



Terra · Floor



Tavolo · Table



Diffusore girevole 360°
Turning shade 360°





Vetro Bianco/Argento
White/Silver glass
Accesa - On




Vetro Bianco/Argento
White/Silver glass
Spenta - Off



Vetro Trasparente/Argento
Transparent/Silver glass
Accesa - On



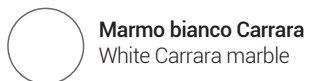
Vetro Trasparente/Argento
Transparent/Silver glass
Spenta - Off



Legno rovere
Oak wood



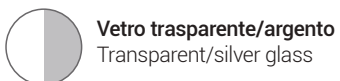
Legno tinto antracite
Stained anthracite wood



Marmo bianco Carrara
White Carrara marble



Vetro bianco/argento
White silver/glass



Vetro trasparente/argento
Transparent/silver glass

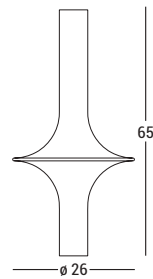


WONDER

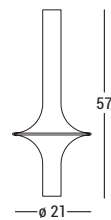
Bartoli Design, 2015

1504

Dati tecnici - Technical data P. 273



Grande · Large



Media · Medium



Mini





Vetro
Glass



Trasparente
Transparent



Fumo
Fumé

Struttura interna
Internal structure



Oro opaco
Mat gold



Rame opaco
Mat copper



Grafite
Graphite

Esempi di composizioni con piastre o rosone con decentramento a pag. 298
Examples of compositions with plates or canopies to decentralize pag. 298

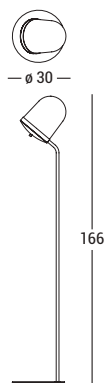


LULA

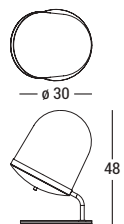
Umberto Asnago, 2015

1505

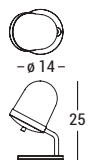
Dati tecnici - Technical data P. 258



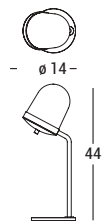
Terra
Floor



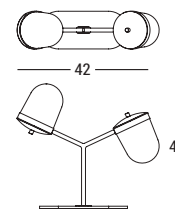
Tavolo grande
Large table



Tavolo piccola bassa
Small low table



Tavolo piccola alta
Small high table



Tavolo doppia
Double table



Oro satinato · Satin gold



Tabacco · Tobacco



Vetro bianco
White glass



Metallo oro satinato
Saten gold metal



Metallo laccato tabacco
Lacquering tobacco metal

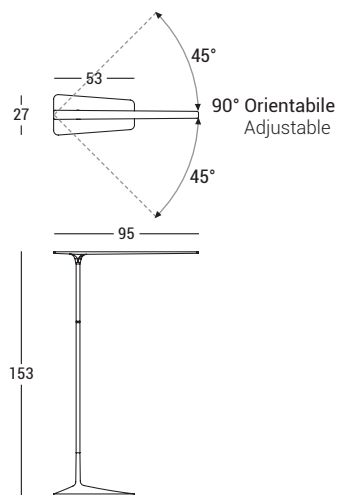


CIAK

Umberto Asnago, 2015

1503

Dati tecnici - Technical data P. 246







Versione cuoio - Leather version


Inferiore - Lower

 **Cuoio beige**
Beige leather

 **Tortora**
Tortora

 **Testa di moro**
Testa di moro

Superiore - Upper

 **Laccato tabacco**
Tobacco lacquered

 **Laccato madreperla**
Nacre lacquered

Versione laccata opaca

Mat lacquered version

 **Laccato bianco**
White lacquered

 **Laccato antracite**
Anthracite lacquered

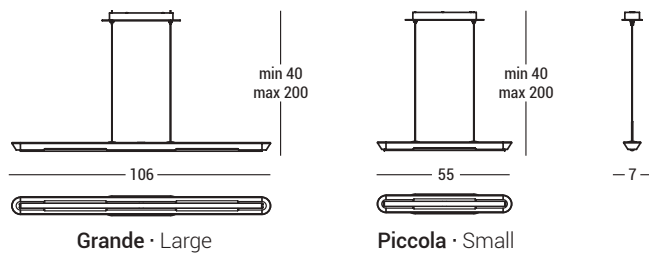


WOODY

Umberto Asnago, 2015


1406


Dati tecnici - Technical data P. 275







 **Noce Canaletto**
Canaletto walnut

 **Marmo bianco Carrara**
White Carrara marble

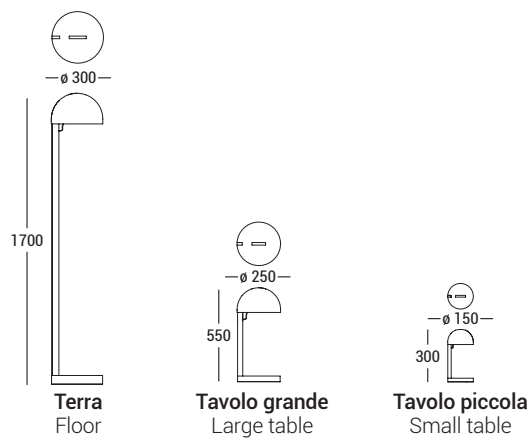


JULIETTE


Carlo Colombo, 2013

1305

Dati tecnici - Technical data P. 252














 **Metallo nichel nero lucido**
Glossy black metal nickel

 **Verniciato bianco opaco**
White varnished metal

 **Marmo bianco Carrara**
White Carrara marble

 **Marmo nero Marquinia**
Black Marquinia marble

Cavo elettrico
Electrical cable



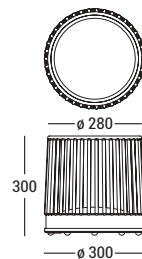


KLINT

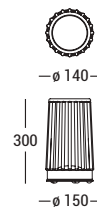
Umberto Asnago, 2013

1301

Dati tecnici - Technical data P. 255



Tavolo grande
Large table



Tavolo piccola
Small table





Vetro trasparente
Transparent glass



Metallo nichel satinato
Nickel satin metal



Metallo bronzo
Bronze metal

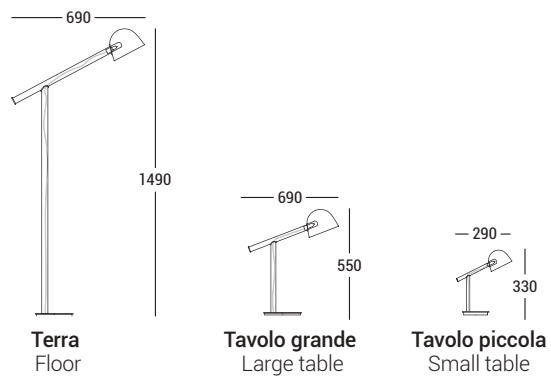


LABO

Daniel Debiasi & Federico Sandri, 2013


1306

Dati tecnici - Technical data P. 257








 **Vetro trasparente**
Transparent glass

 **Vetro fumé**
Fumé glass

 **Metallo nichel nero**
Black metal nickel

 **Metallo bronzo**
Bronze metal

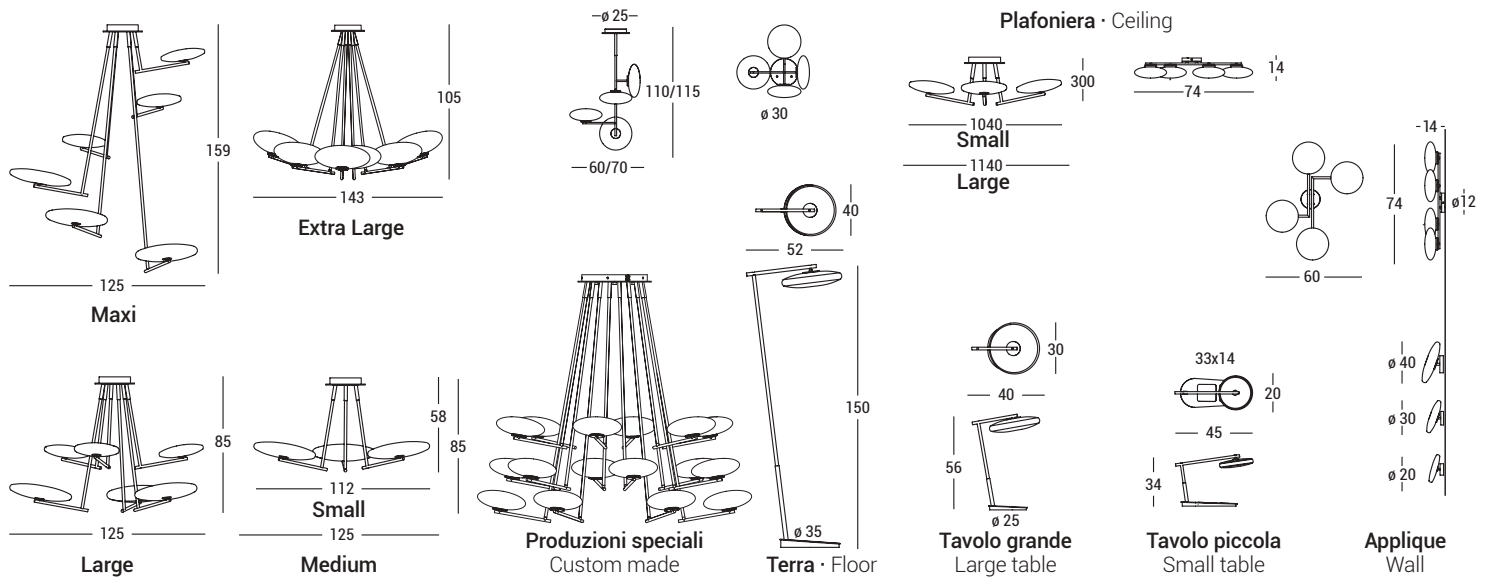


MAMÌ

Umberto Asnago, 2013

1307

Dati tecnici - Technical data P. 260





Mami sospensione grande - Large pendant Mami



Sospensione grande
Large pendant



Sospensione media / piccola
Medium / small pendant



Plafoniera grande/piccola
Ceiling large/small



Sospensione Maxi
Maxi pendant



Applique/Plafoniera
Wall/Ceiling



Sospensione
Pendant



love life





Contenitori in noce canaletto · Compartment in american walnut



Vetro bianco
White glass



Vetro ambra trasparente
Transparent amber glass



Vetro fumo trasparente
Transparent fumé glass



Metallo nichel nero lucido
Glossy black nickel metal



Metallo bronzo
Bronze metal



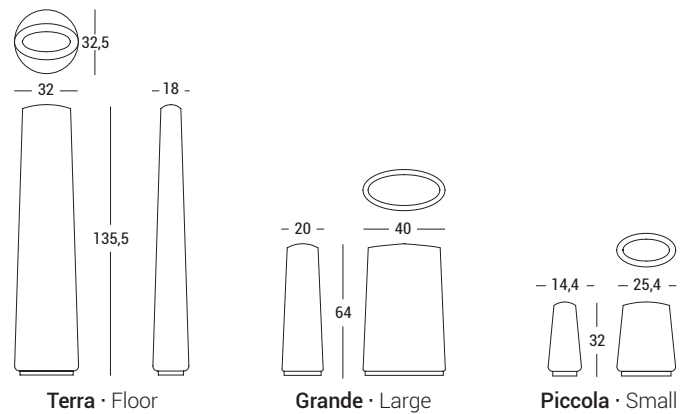
Tavolo grande · Large table

POLAR

Umberto Asnago, 2011

1106

Dati tecnici - Technical data P. 268







 **Vetro bianco opalino**
Glass opaline white

 **Metallo nichel satinato**
Nickel satin metal

 **Metallo bronzo**
Bronze metal

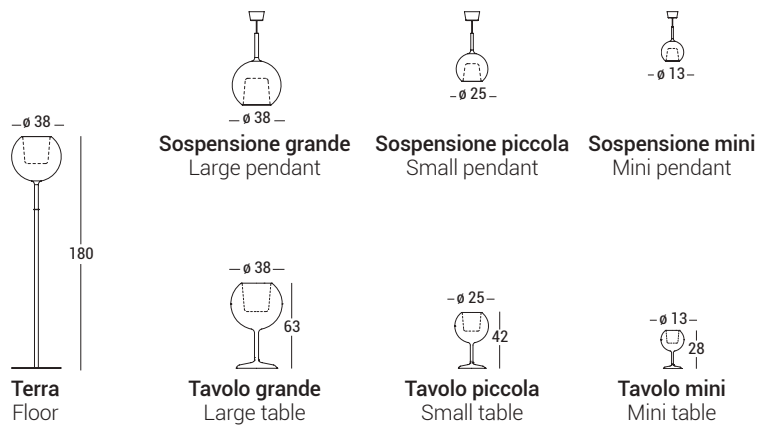


GLO

Carlo Colombo, 2009-2015

0811

Dati tecnici - Technical data P. 247



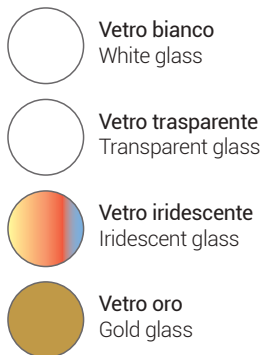
Esempi di composizioni con piastre o rosone con decentramento a pag. 295-300
Examples of compositions with plates or canopies to decentralize pag. 295-300



Vetro oro rosa · Pink gold glass



Vetro nero · Black glass




Vetro bianco
White glass

Vetro trasparente
Transparent glass

Vetro iridescente
Iridescent glass

Vetro oro
Gold glass



Vetro argento
Silver glass

Vetro oro rosa
Pink gold glass

Vetro nero
Black glass

Vetro 4ever
4ever glass



Vetro Total White - Sospensione, grande, piccola, mini - Total White glass - Pendant, large, small, mini



Tavolo grande
Large table

Tavolo mini
Mini table


Tavolo piccola
Small table










 **Struttura cromo lucido**
Chromed metal structure

 **Struttura bagno oro**
Golden structure

 **Struttura bianca**
White structure

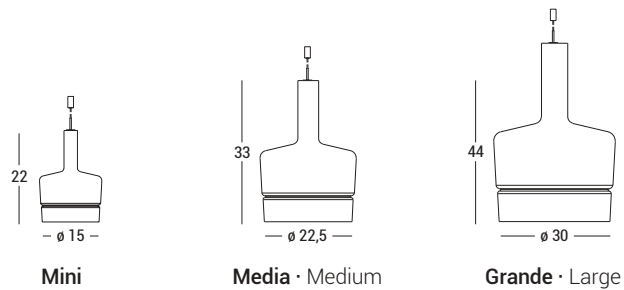


ACORN

Matteo Bianchi, 2015

1501


Dati tecnici - Technical data P. 236







 **Vetro satinato**
Frosted glass

 **Vetro trasparente**
Transparent glass

 **Cemento**
Cement

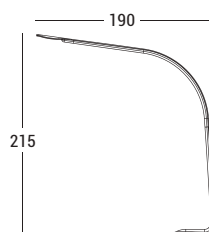


TAAAC

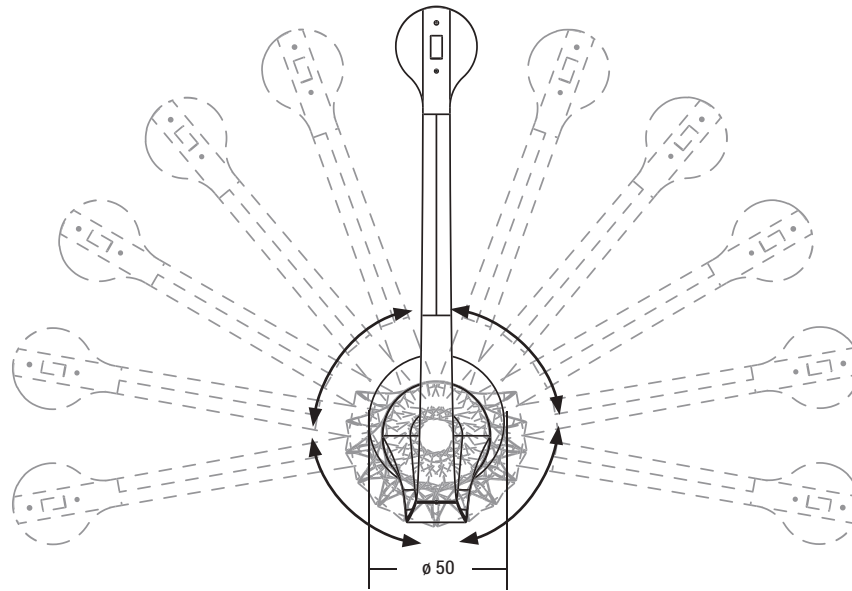
Umberto Asnago, 2009

0808

Dati tecnici - Technical data P. 269







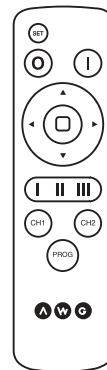














Orientabile 360° - 360° adjustable

-  **Cuoio bianco**
White leather
-  **Cuoio nero**
Black leather
-  **Cuoio testa di moro**
Testa di moro leather
-  **Cuoio tortora**
Tortora leather
-  **Cuoio beige**
Beige leather
-  **Cuoio avorio**
Ivory leather

-  **Epanso term. bianco lucido**
White glossy therm. expansion
-  **Epanso term. nero lucido**
Black glossy therm. expansion

Luce LED superiore ed inferiore, accensione separata con telecomando.
Upper and lower LED light with remote control.



-  +  **Accende tutto**
It switches everything on
-  +  **Accende led superiore**
It switches upper Led
-  +  **Accende led inferiori centrali**
It switches bottom Led central lines
-  +  **Accende led inferiori laterali**
It switches bottom Led lateral lines
-  +  **Spegne tutto**
It switches everything off
-  **Accende all'ultimo valore memorizzato**
It switches the last saved data on
-  **Regola al 25% - 50% - 100%**
Regulation on 25% - 50% - 100%

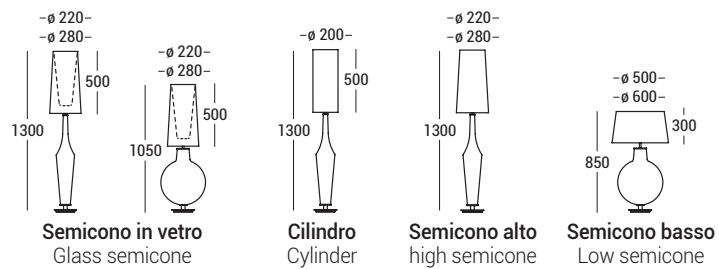


TIC & TOC

Umberto Asnago, 2013

1303 TIC - 1304 TOC

Dati tecnici - Technical data P. 270





Tic & Toc diffusore in vetro · Tic & Toc glass shade



Tic & Toc diffusore in tessuto · Tic & Toc fabric shade



Vetro ametista
Amethyst glass



Vetro zaffiro
Sapphire glass



Vetro fumé
Fumé glass



Vetro rubino
Ruby glass



Vetro ambra
Amber glass



Vetro oliva
Olive green glass



Vetro trasparente
Transparent glass

Tessuti consigliati - Suggested fabrics

Linone
Lawn



Corda
Cord



Cocco
Coco



Melograno
Pomegranate



Verde lime
Lime green



Blu denim
Denim blue

Raso di seta
Silk satin



Madreperla
Pearl



Fango
Fango



Amarena
Cherry



Salvia
Salvia



Blu marine
Marine blue



Malva
Mauve



NEW CLASSIC

Umberto Asnago, 2003-2008

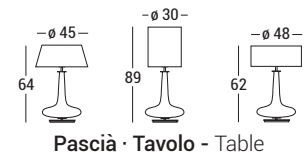
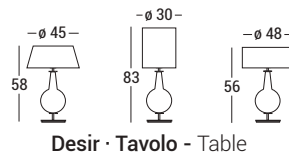
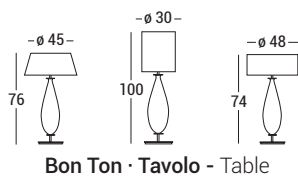
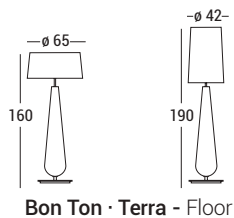
0204-10 Bon Ton · Terra - Floor

0204 Bon Ton · Tavolo - Table

0205 Desir · Tavolo - Table

0206 Pascià · Tavolo - Table

Dati tecnici - Technical data P. 266





Bon Ton · Tavolo - Table



Vetro fumé
Fumé glass



Vetro ambra
Amber glass



Vetro ametista
Amethyst glass



Vetro zaffiro
Sapphire glass



Vetro rubino
Ruby glass



Vetro oliva
Olive green glass



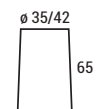
Vetro trasparente
Transparent glass

Paralumi intercambiabili in varie misure nei tessuti della collezione.
Interchangeable shades in different sizes in the fabrics of the collection.

Bon Ton · Terra - Floor

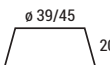


A - Semicono basso
Low semicone



B - Semicono alto
High semicone

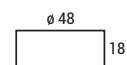
Bon Ton · Tavolo - Table



A - Semicono
Semicone



B - Cilindro medio
Medium cylinder



C - Cilindro basso
Low cylinder



Desir · Tavolo - Table



Vetro fumé
Fumé glass



Vetro ambra
Amber glass



Vetro ametista
Amethyst glass



Vetro zaffiro
Sapphire glass



Vetro rubino
Ruby glass

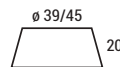


Vetro oliva
Olive green glass

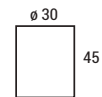


Vetro trasparente
Transparent glass

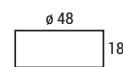
Paralumi intercambiabili in varie misure nei tessuti della collezione.
Interchangeable shades in different sizes in the fabrics of the collection.



A - Semicono
Semicone



B - Cilindro medio
Medium cylinder



C - Cilindro basso
Low cylinder



Pascià · Tavolo - Table



Vetro fumé
Fumé glass



Vetro ambra
Amber glass



Vetro ametista
Amethyst glass



Vetro zaffiro
Sapphire glass



Vetro rubino
Ruby glass

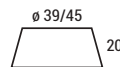


Vetro oliva
Olive green glass

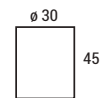


Vetro trasparente
Transparent glass

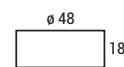
Paralumi intercambiabili in varie misure nei tessuti della collezione.
Interchangeable shades in different sizes in the fabrics of the collection.



A - Semicono
Semicone



B - Cilindro medio
Medium cylinder



C - Cilindro basso
Low cylinder

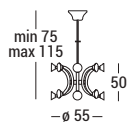


JEI JEI

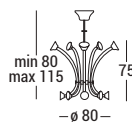
Nicola Gallizia, 2005

0501

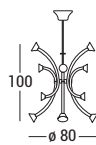
Dati tecnici - Technical data P. 249



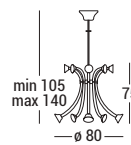
Piccola · Small



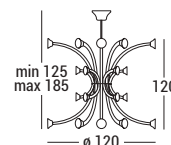
Media · Medium



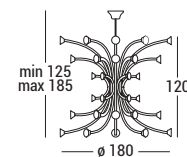
Media · Medium



Media · Medium



Maxi · Maxi





Super Maxi · Super Maxi





A richiesta - On demand



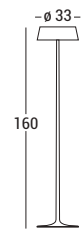


CHINA

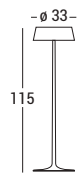
Nicola Gallizia, 2003-2007
Premio 2008: Good Design Award

0308

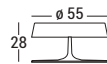
Dati tecnici - Technical data P. 245



Terra alta
High floor



Terra bassa
Low floor



Tavolo maxi
Maxi table



Tavolo media
Medium table



Tavolo piccola
Small table





Tavolo (Media / Piccola) - Table (Medium / Small)

	Bianco lucido Glossy white		Maron glacé opaco Mat maron glacé
	Nero lucido Glossy black		Foglia oro opaco Mat gold leaf
	Cromo lucido Glossy chrome		Bronzo opaco Mat bronze
	Rosso opaco Mat red		Rame opaco Mat copper

Tavolo (Maxi) - Table (Maxi)

	Bianco lucido Glossy white
	Foglia oro opaco Mat gold leaf
	Bronzo opaco Mat bronze





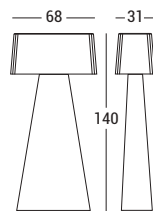


BAG

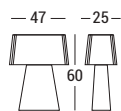
Carlo Colombo, 2007

0706

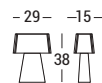
Dati tecnici - Technical data P. 237



Terra
Floor



Tavolo grande
Large table



Tavolo piccola
Small table





Espano termoplastico bianco lucido
Thermo-plastic glossy white



Espano termoplastico nero lucido
Thermo-plastic glossy black

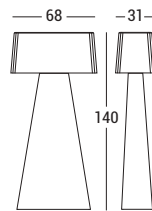


BAG OUTDOOR

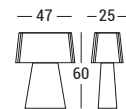
Carlo Colombo, 2008

0802

Dati tecnici - Technical data P. 238



Terra
Floor



Tavolo grande
Large table





Espanso termoplastico bianco lucido
Thermo-plastic glossy white



Espanso termoplastico nero lucido
Thermo-plastic glossy black


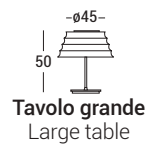
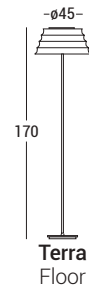



C'HI

Umberto Asnago, 1999


9907

Dati tecnici - Technical data P. 243







 **Vetro trasparente**
Transparent glass

 **Vetro argento**
Silver glass

 **Vetro bianco opalino**
White opaline glass

 **Vetro sabbia**
Sand glass

 **Metallo nichel satinato**
Nickel satin metal



Bianco opalino · White opaline



Sabbia · Sand




Argento · Silver



Trasparente · Transparent







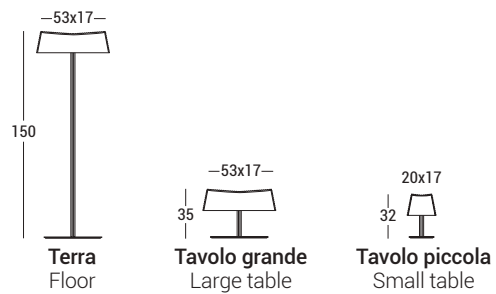


KIMILLA


Umberto Asnago, 2003


0312

Dati tecnici - Technical data P. 254







 **Vetro trasparente/acidato**
Transparent/mat glass

 **Vetro fumé**
Fumé glass

 **Metallo nichel satinato**
Nickel satin metal

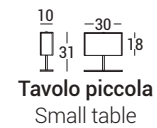
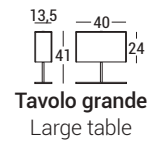
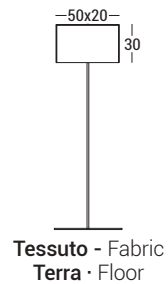
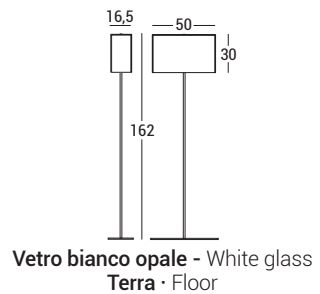


TOSCA

Umberto Asnago, 2006

0601

Dati tecnici - Technical data P. 272







 **Metallo nichel antracite**
Anthracite nickel metal

 **Metallo bronzo**
Bronze metal

 **Vetro bianco opalino**
Opal white glass

 **Tessuto: tutti i tessuti della collezione**
Fabric: all fabrics of the collection

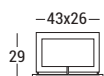


KORI

Umberto Asnago, 1999

9913

Dati tecnici - Technical data P. 256




Grande · Large



Piccola · Small






 **Vetro trasparente**
Transparent glass

 **Legno ebano**
Ebony wood

 **Metallo bronzo**
Bronze metal

 **Cuoio vari colori**
Different colours leather

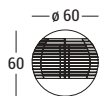


TOCCO

M+K Design, 2005

0405

Dati tecnici - Technical data P. 271



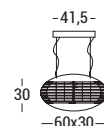
Terra maxi
Maxi floor



Tavolo grande
Large floor



Tavolo media
Medium table



Sospensione
Pendant





● Legno wenge
Wnge wood

● Legno rovere
Oak wood

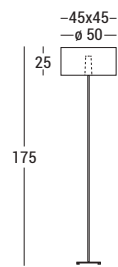


WOOD

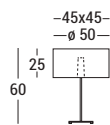
Nicola Gallizia, 2000

0132

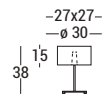
Dati tecnici - Technical data P. 274



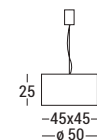
Terra
Floor



Tavolo grande
Large table



Tavolo piccola
Small table



Sospensione
Pendant






 Legno wengé
Wengé wood

 Legno rovere
Oak wood

 Legno miele
Honey wood

 Tutti i tessuti della collezione
All fabrics of the collection

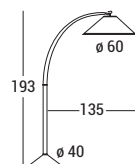


KELLY

Centro ricerche Penta, 1995

9511

Dati tecnici - Technical data P. 253



Grande · Large





● Legno wengé
Wengé wood

● Legno miele
Honey wood

○ Bianco
White

○ Tessuto: tutti quelli della collezione
Fabric: all fabrics of the collection

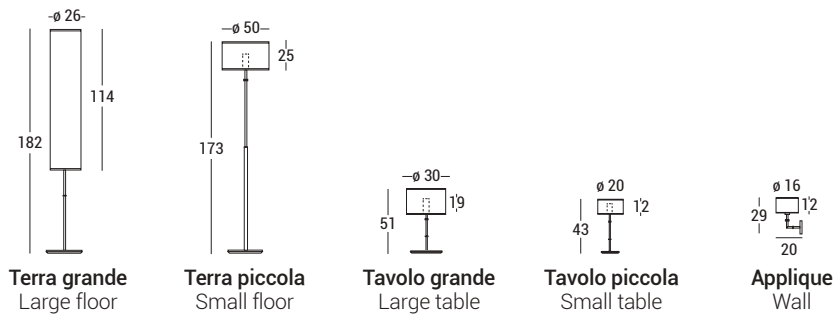


ABA HI-TECH

Massimo Belloni, 1995

9402

Dati tecnici - Technical data P. 234







Metallo nichel satinato
Nickel satin metal



Tessuto: tutti quelli della collezione
Fabric: all fabrics of the collection

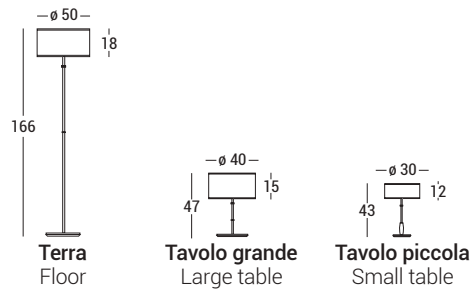


ABA VIP

Massimo Belloni, 1995

9403

Dati tecnici - Technical data P. 235







Metallo nichel satinato
Nickel satin metal



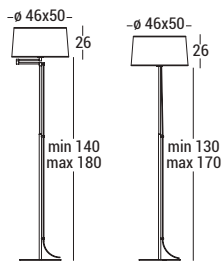
Tessuto: tutti quelli della collezione
Fabric: all fabrics of the collection



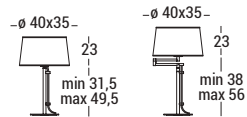
BRIDGET COLLECTION

1003

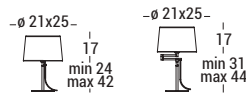
Dati tecnici - Technical data P. 240



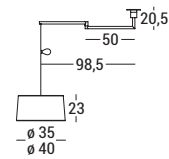
Terra
Floor



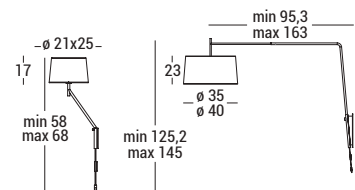
Tavolo grande
Large table



Tavolo piccola
Small table



Sospensione
Pendant



Applique
Wall



Terra · Floor



Applique · Wall



Sospensione · Pendant



Metallo nichel satinato
Nickel satin metal



Bronzo
Bronze



Cromo lucido
Glossy chrome



Brunito
Burnished



Tessuto: tutti quelli della collezione
Fabric: all fabrics of the collection

A richiesta per quantitativi
For quantity on demand





**SOSPENSIONI, PLAFONIERE, APPLIQUES
IN TESSUTO**

Fabric pendants, ceilings, wall lamps

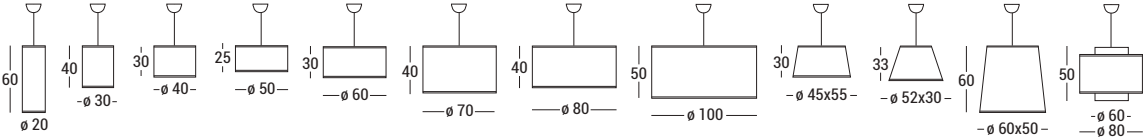


CILINDRI

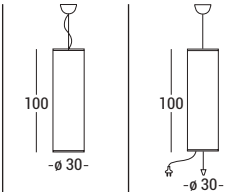
Cylinders

9229

Dati tecnici - Technical data P. 276



9229-20



0610-20

0605-20



Cilindro doppio • Double Cylinder



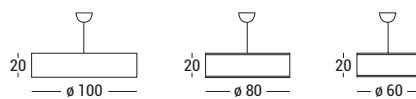


CILINDRO BASSO

Low cylinder

0604-20

Dati tecnici - Technical data P. 279



Chiusura inferiore totale plexiglass
Complete bottom closure plexiglass

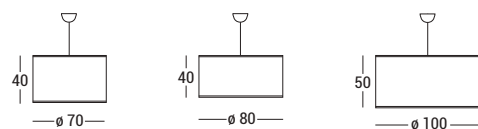
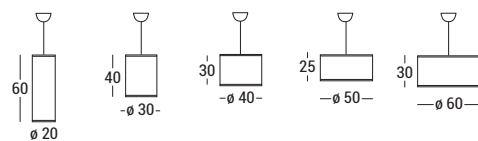



CILINDRO PVC SPECCHIATO

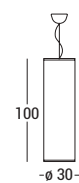
Mirroring PVC cylinder

0905-20

Dati tecnici - Technical data P. 285



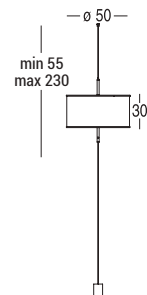
0905-20



0910-20



0905-20



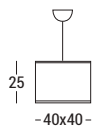
1009-20 Up-Down



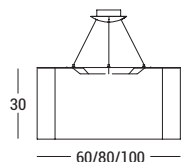
QUADRATA · OVALE · RETTANGOLARE

Square · Oval · Rectangular

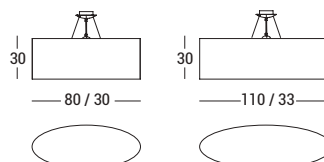
Dati tecnici - Technical data P. 281



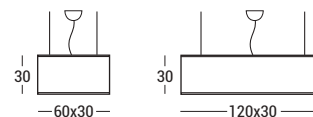
9229-20
Quadrata - Square



1005-20
Quadrata - Square



1004-20
Ovale - Oval



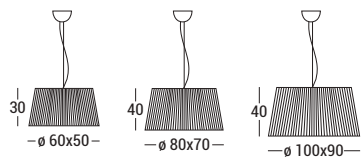
9229-20
Rettangolare - Rectangular



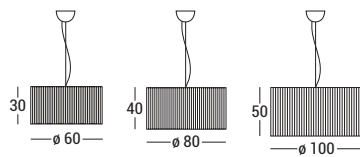
LUXURY

0607-20

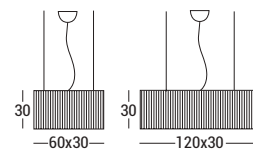
Dati tecnici - Technical data P. 290



SEMICONO - SEMICONE
Chiusura inferiore parziale in plexiglass
Partial bottom closure



CILINDRO - CYLINDER
Chiusura inferiore parziale in plexiglass
Partial bottom closure in plexiglass



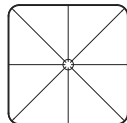
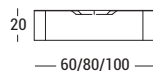
RETTANGOLARE - RECTANGULAR
Chiusura inferiore totale in plexiglass
Complete bottom closure in plexiglass



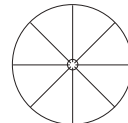
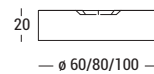
SLIDE

1005-40 / 0604-40

Dati tecnici - Technical data P. 292



1005-40



0604-40

Chiusura inferiore totale plexiglass
Complete bottom closure plexiglass



BALLOON

0606

Dati tecnici - Technical data P. 239

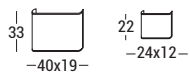




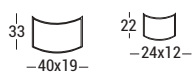
VANITY

9540-30 / 0807-30

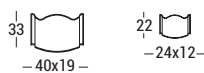
Dati tecnici - Technical data P. 294



9540-30
Rettangolare - Rectangular



9540-30
Rotonda - Round



9540-30
Classica - Classic



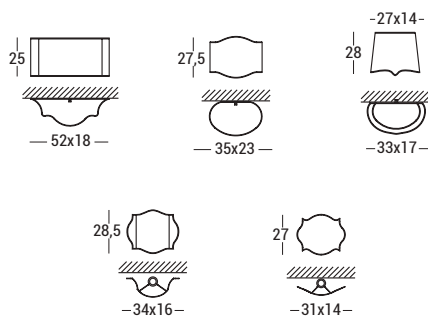
0807-30
Rettangolare - Rectangular
Chiusura superiore e inferiore totale plexiglass
Complete top and bottom closure plexiglass



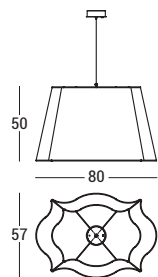
CLUB HOUSE

1402

Dati tecnici - Technical data P. 289

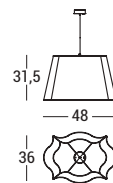


Applique · Wall

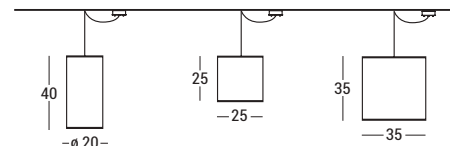


Grande · Large
1402-20-10

Sospensione Trendy · Trendy pendant



Piccola · Small
1402-20-11



1402-20-01

1402-20-02

1402-20-03

Sospensione · Pendant





1402-30-11



1402-30-07



1402-30-06



1402-30-02



1402-30-01


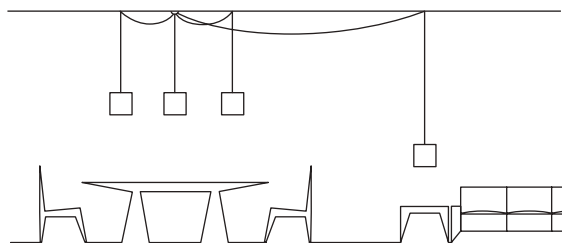
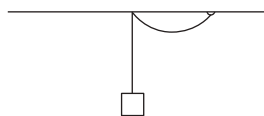
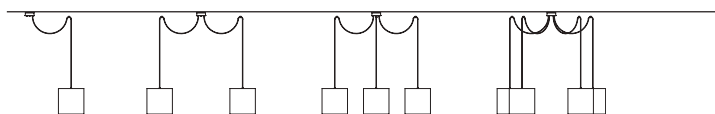






Esempio composizioni
Su progetto a richiesta rosoni e composizioni personalizzate.

Composition examples
On demand special canopies and compositions for custom projects.





Cavo elettrico in cotone colorato

Electrical cable in cotton colour



Blu
Blue



Turchese
Turquoise



Arancio
Orange



Arancio
Orange



Turchese
Turquoise

Linone - Lawn



Blu Denim
Blue Denim



Melograno
Pomegranate



Verde Lime
Lime green



Cocco
Coco



Corda
Cord

Raso di seta - Silk satin



Blu Marine
Blue Marine



Malva
Mauve



Salvia
Salvia



Fango
Fango



Madreperla
Pearl



Sospensione Trendy · Trendy pendant

PRODUZIONI SPECIALI

Custom made

Dati tecnici - Technical data P. 283

Grazie alla flessibilità della nostra produzione, rigorosamente made in Italy, siamo in grado di sviluppare e realizzare anche progetti custom made. Sulla base delle esigenze del cliente il nostro ufficio tecnico potrà progettare lampade speciali, che verranno prodotte su misura, garantendo sempre la massima precisione e qualità.

Thanks to the flexibility of our production, strictly made in Italy, we are able to develop and realize also custom made projects. On the base of our customer's exigencies, our technical office designs special lamps, that will be custom made, always granting the utmost precision and quality.



Sospensione Maxi ø 150 cm., rivestimento capraia bianco · Maxi pendant ø 150 cm., covered by white capraia






Sospensione Maxi ø 150 cm., rivestimento linone/cocco · Maxi pendant ø 150 cm., covered by coco/lawn



APPLIQUES

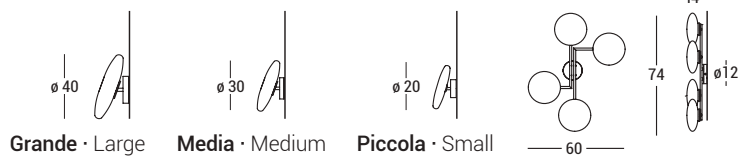
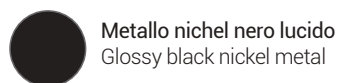


MAMÍ

Umberto Asnago, 2013

1307-31

Dati tecnici - Technical data P. 262






C'HI

Umberto Asnago, 1999

9907

Dati tecnici - Technical data P. 244



Grande · Large



Piccola · Small



MAGOO

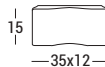
Massimo Belloni, 1996

9618

Dati tecnici - Technical data P. 259



Vetro bianco opaco
Opale white glass



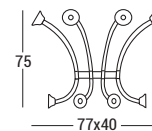



JEI JEI

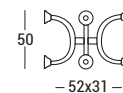
Nicola Gallizia, 2005

0501


Dati tecnici - Technical data P. 249



Grande · Large



Piccola · Small



ABA HI-TECH

Massimo Belloni, 1995

9402

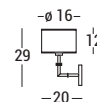
Dati tecnici - Technical data P. 235



Metallo nichel satinato
Nickel satin metal



Tessuto: tutti quelli della collezione
Fabric: all fabrics of the collection





CONTRACT

PENTA CONTRACT è una realtà in tutto il mondo. La nostra ricca collezione di lampade offre soluzioni di illuminazione e arredo per progetti residenziali prestigiosi, per hotel, ristoranti, retail, navi e tutte quelle aree comuni dove si voglia unire preziosità e competitività. La combinazione di materiali differenti, l'eleganza e la funzionalità che contraddistinguono le nostre lampade, sono tra le caratteristiche fondamentali che soddisfano le esigenze degli studi di architettura, specifiers, contractors e real estate developers più attenti. Anche ai progetti contract, che seguiamo dalle fasi iniziali, dedichiamo la nostra passione per la luce e l'alta professionalità della nostra progettazione tecnica e della nostra manodopera.

[EN] PENTA CONTRACT is a fact all over the world. Our reach lamps collection offers lighting and furnishing solutions for prestigious residential projects, for hotels, restaurants, retail, ships and for all those common areas, where you want to combine preciousness and competitiveness. The matching of different materials, the elegance and functionality that mark our lamps, are among the basic characteristics that satisfy the exigencies of the most careful architectural offices, specifiers, contractors and real estate developers. Also to contract projects, that we follow from the initial phases, we dedicate our passion for light and the high professionalism of our technical planning and labour.

HOSPITALITY

RETAIL

PUBLIC AREAS

RESIDENTIAL

SHOW-ROOM PROJECTS

NAUTICAL

HOSPITALITY







**Fornitura effettuata per LEMA DIVISIONE CONTRACT,
rif. progetto KEMPINSKI RESIDENCE - SAINT MORITZ.**

Furnishing made for LEMA CONTRACT DIVISION,
ref. KEMPINSKI RESIDENCE - SAINT MORITZ.





Hotel Four Seasons



Jolly Hotel



Star Hotel





Farm Holidays "Poderi Firenze" - Arcidosso Grosseto



Mock up room 5 Stars Hotel



Hotel "Rocca del Castellano" - Camogli



Mock up room 5 Stars Hotel



"Adrmore Park"

RETAIL





Retail_Canali boutique, New York





Retail_La Perla boutique, Milan-Rome, Italy



Retail_Show-room Lancôme, Paris

PUBLIC AREAS

Public areas_Airport Air Canada Lounge, Montreal, Canada



Public areas_Restaurant La Perla De Javea, Spain





Public areas_Pub Bistrot, London, UK

Public areas_Pizza-restaurant Orso Bruno, Monza, Italy



Public areas_Restaurant La Tarantola, Appiano Gentile, Italy





Public areas_Restaurant, Kitzbühel, Austria

Public areas_Penthouse Café, London, UK



Public areas_Hotel Los Augustinos, Spain





Public areas_Hotel Doha Center, Qatar



Public areas_Farm Holidays Poderi Firenze, Grosseto, Italy

RESIDENTIAL











SHOW-ROOM PROJECTS





Show-room Projects_Bloom Studio, Canada

Show-room Projects_Nido living, RU





Show-room Projects_Zyefid, Shanghai



Show-room Projects_Filippucci Arredamenti, Rimini, Italy



Show-room Projects_Punto Luce, Bergamo, Italy

NAUTICAL







PROGETTI - PROJECTS

ITALIA - ITALY

- ALBERGO VILLA ROSELLA, Canazei (TN)
- ALLOGGI c/o BASE NATO, Sigonella (CT)
- CENTRO MESSEGUE, Cuasso al Monte (VA)
- COURTMAISON RESORT, Courmayeur (AO)
- HOTEL ARLECCHINO, Madesimo (SO)
- HOTEL CA' BIANCA, Milano
- HOTEL CAVALIERI DELLA CORONA, Cardano al Campo (VA)
- HOTEL FIRENZE, Verona
- HOTEL GARIBALDI, La Maddalena (SS)
- HOTEL LE GINESTRE, Porto Cervo (SS)
- HOTEL LIRO, Madesimo (SO)
- HOTEL NAZIONALE, Portofino (GE)
- HOTEL PALACE, Bormio (SO)
- HOTEL RELAIS DEL MONACO, Treviso
- HOTEL S. CATERINA, S. Caterina Valfurva (SO)
- HOTEL S. ELENA, Venezia
- HOTEL SOPERGA, Milano
- RESIDENCE DEBORAH, Madesimo (SO)
- RESIDENCE LA CALETTA, Porto Rotondo (SS)
- RESIDENCE VELA BLU, Porto Rotondo (SS)
- VILLAGGIO VALTOUR, Pollina (PA)
- HOTEL FOUR SEASONS, Milano
- HOTEL VILLA D'ESTE, Cernobbio (CO)
- STAR HOTEL, Milano
- NUTRYMENTO - Varese
- RISTORANTE LA TARANTOLA - Appiano Gentile (CO)
- VILLA NOCETTA - Roma
- HOTEL GALLIA - Milano
- PODERI FIRENZE - Farm Holidays - Grosseto
- FIERA RIVA DEL GARDA - Fair Entrance Pavillion
- LA PERLA - Boutique
- MARINA RINALDI - Boutique
- CANALI - Boutique
- GATTINONI - Boutique
- BAGNI DI BORMIO - Beauty Farm

ESTERO - ABROAD

- EUROPEAN PARLIAMENT - Strasbourg - FRANCE
- FOUR SEASONS - Riyadh - SAUDI ARABIA
- GOLUBOE PLAMJA - Sochi - RUSSIA
- HILTON - Jerusalem - ISRAEL
- HOLIDAY INN - Frankfurt - DEUTSCHLAND
- HOTEL AL SHOHADA - Tripoli - LIBIA
- HOTEL FORTE MILANO - Jeddah - SAUDI ARABIA
- HOTEL GAZPROM - Moscow - RUSSIA
- HOTEL HYATT - Muscat - OMAN

- HOTEL MERIDIEN - Brazzaville - CONGO
- HOTEL RADISSON - Helsinki - FINLAND
- MARIN CLUB - Boa Vista - CAPO VERDE
- PETROMIN COMPLEX - Damman - SAUDI ARABIA
- PRESIDENTIAL PALACE - Kuwait City - KUWAIT
- RIYADH HOSPITAL - Riyadh - SAUDI ARABIA
- SOFITEL EL HAMMA - Algeri - ALGERIA
- TOTT HOTEL & SPA - Are - SWEDEN
- VILLAS ENERGPOL - Moscow - RUSSIA
- VILLAS - Moustique - CARAIBI
- YADIS TALASSO GOLF HOTEL Djerba - TUNISIA
- PLAZA BEACH RESORT
- LE MERIDIEN - Port Louis - MAURITIUS
- GOLF ACADEMY AT
- ARABIAN RANCHES GOLF CLUB
- ESTANCIA LA JOLLA Chatsworth, Ca - USA
- PARK HOTEL ANAPPA - Anappa - RUSSIA
- COMMERCIAL AND RESIDENTIAL BLDG. Port Saeed - Dubai - UAE
- CROWN CASINO - Melbourne - AUSTRALIA
- DOHA INTERNATIONAL AIRPORT - Doha - QATAR
- COFFEE SHOP AT DUBAI WORLD TRADE CENTER - Dubai - UAE
- LA MARINA TOWER - Beirut - LEBANON
- LE MERIDIEN - Delhi - INDIA
- THE HAZELTON HOTEL Toronto - CANADA
- WAFI PYRAMID HOTEL - Dubai - UAE
- AL BUSTAN ROTANA HOTEL - Dubai - UAE
- ARARAT PARK HYATT - Moscow - RUSSIA
- EMIRATES MARINA HOTEL - Dubai - UAE
- FOUR POINTS SHERATON - Dubai - UAE
- HILTON AIRPORT - Helsinki - FINLAND
- KEMPINSKI BAHIA - Estepona - SPAIN
- LAUREL POINT HOTEL Vancouver - CANADA
- MEDIA ONE TOWER - Dubai - UAE
- SEVEN STELLE MORGAN PLAZA - PARCO OLIM - PIC GAME 2008 - Pechino - CINA
- SOFITEL AMSTERDAM THE GRAND Amsterdam - HOLLAND
- SOFITEL VARSOVIE - Warsaw - POLAND
- THERMENHOTEL BAD Gleichenberg - AUSTRIA
- UBS BANK - ZURICH Luzern - SWITZERLAND
- ABAZHUR RESTAURANT Karkhov - UKRAINA
- CORINTHIA NEVSKIJ PALACE HOTEL St. Petersburg - RUSSIA
- HOTEL 62 NORD - Alesund - NORWAY
- LE MERIDIEN AIRPORT - Dubai - UAE
- HOTEL LOS AGUSTINOS Haro La Riojas - SPAIN
- MARIOTT HOTEL - Twickenham - UK
- SOGN ARENA - Oslo - NORWAY
- SOKOTEL HOTEL VASSILY St. Petersburg - RUSSIA
- MYTH RESTAURANT - St. Francisco - USA
- WALZER BAR - Zurich - SWITZERLAND
- HOTEL DE SERS - Paris - FRANCE
- SOLARMAR FIT-FUN Zingst - DEUTSCHLAND
- RADISSON - Silverquay Athlone - IRELAND
- HYATT REGENCY - Birmingham - UK
- LE MERIDIEN RITZ - KUWAIT
- ELYSIAN GOLF RESORT Jejoo Island - KOREA
- BMW Golf Open 2008 - München
- Hotel 62 - Nord Norway
- Redazione Argumenty i Fakty Mosca - RUSSIA
- BNP Paribas - Oslo - Norvegia
- CROWN PLAZA ROHINI - Delhi - India
- HOTEL KISAKALLIO - Finlandia
- HYATT REGENCY - Santa Clara - CA - USA
- KANAKIA HOSPITALITY - Singapore
- LYSEBU NY FLOY BAK Kavalersalen - Norvegia
- MOTTO RIVERESIDE Schiffsstation Donaukanal - Wien - Austria
- FOUR SEASON MARRAKECH - Marocco
- MARIOT - Ankara - Turchia
- PULLMANN HOTEL - Dubai
- MINISTRY OF FOREIGN AFFAIR Abu Dhabi
- AMBASSADE DE LILLE - RESTAURANT - London
- CARLUCCIO'S ST. PANCREAS - UK
- FOUR SEASONS - Barbados
- FOUR SEASONS - Riyadh SAUDI ARABIA
- FOUR SEASONS - Seychelles
- HOTEL SEILER - Zermatt - Svizzera
- HOTEL THE GRAND - Accor - France
- HYATT REGENCY BAKU - Azerbaigian
- HYATT - Santa Clara - California - USA
- INNO ING RESTAURANT - France
- JBR SOFITEL - Dubai - UAE
- KRACUJEVAC RESTAURANT CAFE' - Serbia
- KRAJEVO RESTAURANT CAFE' - Serbia
- NOVOTEL - Francia
- RADISSON SAS BLUE CESME Izmir - Turkey
- RESIDENCE ANTILOA - Mumbai - India
- SOFITEL - Rabat - Marocco
- GROSVENOR HOUSE HOTEL - Dubai - UAE
- JUMARI, S.A. HOTEL "LA BARROSA" Cadiz
- LA PERLA DE JAVEA - Spain
- HOTUSA HOTELS - Barcelona
- HILTON GARDEN INN - Moscow
- DORIAN HELLAS S.A. - Pireaus
- HOTEL EDUARD VII - Paris
- CENTRO HOTEL JEDDAH MADINAH - KSA
- HOTEL LE ROYAL MERIDIEN - Dubai
- "IBIZA" APARTMENTS VISION GROUP Bahamas - Turnkey Apartments
- MOVENPICK HOTEL - Sri Lanka
- MERCATO VOX CINEMA - Dubai
- CENTRO HOTEL DOHA - Qatar
- HOTEL EMBRACH - Zuerich
- AUTOGRIL GENEVE - Autogril
- THE GLASS BAR - Playa del Carmen Mexico
- DI VINO WINE BAR - Mexico
- TEWAYS SA - Montevideo - Turnkey Apartments
- HOTEL SINEBOK CUPOLA - Azov, Russia
- BERLIN MOSCOW - RESTAURANT / BAR Berlin

NAVI - SHIPS

- P&O PRINCESS CRUISE
- DIAMOND PRINCESS
- GRAND PRINCESS
- SAPPHIRE PRINCESS
- OCEAN PRINCESS
- GOLDEN PRINCESS
- DAWN PRINCESS
- CARRIBEN PRINCESS
- SEA PRINCESS
- SUN PRINCESS
- TUNISIA FERRIS "TANIT"

- DISNEY CRUISES
- WALT DISNEY

CANTIERI NAVALI - SHIPYARD

- SAN LORENZO
- FERRETTI YACHTS
- MONTE CARLO YACHTS

DATI TECNICI

TECHNICAL DATA



Aba Hi-tech

Massimo Belloni 1995

Lampade con struttura in metallo nichel satinato. Paralume nei tessuti della collezione, **escluso PVC specchiato e plissé seta a mano.**

Lamps with structure in nickel satin metal. Shade in the fabrics of the collection, **mirroring PVC and hand made silk plissé excluded.**

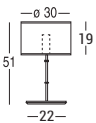
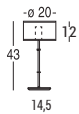
Lampen mit Struktur aus Metall Nickel satiniert. Schirm in den verschiedenen Materialien der Kollektion, **Spiegel-PVC und Handgefertigte Seide Plissé nicht einschliesslich.**

Lampes avec structure en métal nickel satiné. Abat-jour dans les tissus de la collection, **PVC réfléchissant et plissé de soie à man pas inclus.**

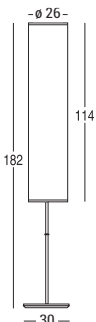

Lámparas con estructura en níquel satinado. Pantalla en los tejidos de la colección, **excepto PVC espejado y plissé de seda hecho a mano.**

9402


Tavolo Table

codice code		cavo elettrico cm electric cable cm	IMBALLO CM/PACKAGING CM SH = Shade ST = Structure	peso netto kg. net weight kg.	peso lordo kg. gross weight kg.	lampadina bulb	
9402-03 LARGE		160	SH 45 x 45 x 28 h. ST 31 x 31 x 62 h.	0,5 3,4	1,3 4,2	1 x 10W LED - E27 oppure/or 1 x max 100W - E27 Halo/Fluo	CE □ ▽ □0,5m
9402-01 SMALL		160	SH 31 x 31 x 32 h. ST 28 x 28 x 49 h.	0,3 1,7	0,7 2,2	1 x 5W LED - E14 oppure/or 1 x max 60W - E14 Halo/Fluo	CE □ ▽ □0,3m

Terra Floor

9402-12 LARGE		200	SH 33 x 33 x 124 h. ST 36 x 36 x 184 h.	0,8 7,5	2,8 10,2	6 x max 60W E14 oliva Halo Dimmer	CE ≡ ▽ □1m
9402-11 SMALL		200	SH 55 x 55 x 35 h. ST 36 x 36 x 184 h.	0,5 7,5	2,5 9,5	1 x max 100W E27 Halo Dimmer	CE ≡ ▽ □0,5m

Lampadina esclusa / Bulb not included

codice code	cavo elettrico cm electric cable cm	IMBALLO CM/PACKAGING CM SH = Shade ST = Structure	peso netto kg. net weight kg.	peso lordo kg. gross weight kg.	lampadina bulb
9402-30		SH 31 x 31 x 32 h.	0,2	0,8	1 x 5W LED - E14 oppure/or
		ST 31 x 31 x 32 h.	0,4	0,6	1 x max 60W - E14 Halo/Fluo
					CE $\frac{\perp}{\equiv}$ F $\text{D}0,3\text{m}^{\text{E}}$

Lampadina esclusa / Bulb not included

Aba Vip Massimo Belloni 1995/2008

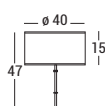
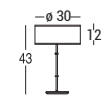
Lampade con struttura in metallo nichel satinato. Paralume nei tessuti della collezione, **escluso PVC specchiato e plissé seta a mano**. Chiusura inferiore e superiore totale in plexiglas.

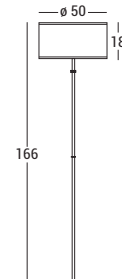
Lamps with structure in nickel satin metal. Shade in the fabrics of the collection, **mirroring PVC and hand made silk plissé excluded**. Complete bottom and top closure in plexiglas.

Lampen mit Struktur aus Metall Nickel satiniert. Schirm in den verschiedenen Materialien der Kollektion, **Spiegel-PVC und Handgefertigte Seide Plissé nicht einschliesslich**. Ganze Ober- und Unterabdeckung aus Plexiglas.

Lampes avec structure en métal nickel satiné. Abat-jour dans les tissus de la collection, **PVC réfléchissant et plissé de soie à man pas inclus**. Fermeture inférieure et supérieure complète en plexiglas.

Lámparas con estructura en níquel satinado. Pantalla en los tejidos de la colección, **excepto PVC espejado y plissé de seda hecho a mano**. Cierre inferior y superior total en plaxiglas.

codice code	cavo elettrico cm electric cable cm	IMBALLO CM/PACKAGING CM SH = Shade ST = Structure	peso netto kg. net weight kg.	peso lordo kg. gross weight kg.	lampadina bulb
9403-03 LARGE		SH 45 x 45 x 28 h.	3,4	4,2	1 x 8W LED-E27 oppure/or
		ST 31 x 31 x 62 h.	4,5	5,3	1 x max 60W - E27 Halo/Fluo
9403-01 SMALL		SH 31 x 31 x 32 h.	1,7	2,2	1 x 5W LED - E14 oppure/or
		ST 28 x 28 x 49 h.	2,5	3,3	1 x max 40W - E14 Halo/Fluo
					CE \square F $\text{D}0,5\text{m}^{\text{E}}$
					CE \square F $\text{D}0,3\text{m}^{\text{E}}$

9403-11		SH 55 x 55 x 35 h.	4,5	6	1 x max 100W E27 Halo
		ST 36 x 36 x 184 h.	8,5	12,5	Dimmer
					CE $\frac{\perp}{\equiv}$ F $\text{D}0,5\text{m}^{\text{E}}$

Lampadina esclusa / Bulb not included

Acorn

Matteo Bianchi 2015

Lampada sospensione in cemento con diffusore in vetro satinato o trasparente. **Protezione IP644** contro gli spruzzi d'acqua da ogni direzione.

Pendant lamp with structure in cement with shade in frosted or transparent glass. **Protection IP44** against water from any direction.

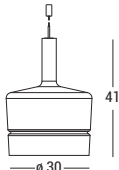

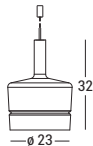

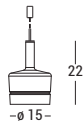

Hängeleuchte mit Struktur aus Zement mit Schirm aus matt oder transparent Glas. **Schutz IP44** vor Wasser aus alle Direktionen.

Suspension avec structure en béton avec abat-jour en verre mat ou transparent. **Protection IP44** contre l'eau de tous les directions.

Lámpara de suspensión con estructura de cemento con difusor en cristal satinado o transparente. **Protección IP44** contra salpicaduras de agua desde cualquier dirección.

1501

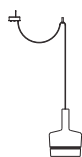
Sospensioni Pendant

codice code		cavo elettrico cm electric cable cm	IMBALLO CM/PACKAGING CM SH = Shade ST = Structure	peso netto kg. net weight kg.	peso lordo kg. gross weight kg.	lampadina bulb
1501-23 LARGE		200	40 x 40 x 60 h.	4		 20W - LED 3000 K* Dimm. TRIAC
1501-22 MEDIUM		200	34 x 34 x 55 h.	2,5		 15W - LED 3000 K* Dimm. TRIAC
1501-20 MINI		200	27 x 27 x 37 h.	1		 8W - LED 3000 K* Dimm. TRIAC

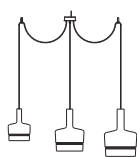
Esempi di installazione/Installation examples



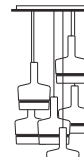
Singola
Single



Singola con decentramento
Single decentralized



Multiple con decentramento
Multiple decentralized



Composizione con piastra
Cluster with plate

Piastre e rosoni pag. 295
Plates and canopies pag. 295

***Led integrato non sostituibile / Led included not replaceable**

Bag Carlo Colombo 2007

Lampade in espanso termoplastico nei colori lucidi: bianco, nero.

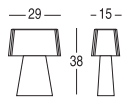
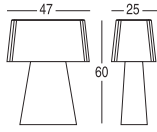
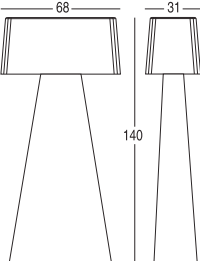
Lamps in thermoplastic expansion in the glossy colours: white, black.

Lampen aus Thermoplastische Expansion in den glänzenden Farben: Weiß, Schwarz.

Lampes en expansion thermoplastique dans les couleurs poli: blanc, noir.

Lámparas en expansión termoplástica en los colores brillantes: blanco, negro.

0706

	codice code	cavo elettrico cm electric cable cm	IMBALLO CM/PACKAGING CM SH = Shade ST = Structure	peso netto kg. net weight kg.	peso lordo kg. gross weight kg.	lampadina bulb	
Tavolo Table	0706-01 SMALL		180	40 x 26 x 50 h.	2,1	3,5	<ul style="list-style-type: none"> 2x5W LED - E14 oppure/or 2xmax 40W - E14 Halo
	0706-03 LARGE		180	42 x 62 x 81 h.	5,3	8,5	<ul style="list-style-type: none"> 3x5W LED - E14 oppure/or 3xmax 40W - E14 Halo/Fluo
Terra Floor	0706-10		200	48 x 82 x 160 h.	13,2	22,5	<p>SUP.</p> <ul style="list-style-type: none"> 1x5W LED - E14 oppure/or 1xmax 60W - E14 Halo/Fluo <p>INF.</p> <ul style="list-style-type: none"> 2 x max 100W - E27 Halo <p>Dimmer</p>

Lampadina esclusa / Bulb not included

Bag outdoor

Carlo Colombo 2008

Lampade da esterno in espanso termoplastico nei colori lucidi: bianco, nero.
Grado di protezione IP44:
 - Apparecchio a prova di penetrazione di oggetti solidi con \varnothing superiore a 1 mm
 - Apparecchio protetto contro gli spruzzi d'acqua da ogni direzione.

"Outdoor" lamps in thermoplastic expansion in the glossy colours: white, black.
Protection Class IP44:
 - Protected against penetration of solid objects larger than 1 mm.
 - Protected against splashing water from any direction.

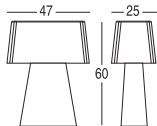
Lampen "outdoor" aus Thermoplastischer Expansion in den glänzenden Farben: Weiß, Schwarz.
Schutzklass IP44:
 - Geschützt gegen Eindringung von soliden Körpern, die größer als 1 mm sind.
 - Geschützt gegen Wässerspritzer von irgendeiner Richtung.

Lampes "outdoor" en espansio thermoplastique dans les couleurs: blanc, noir.
Classe de protection IP44:
 - Protégé contre pénétration d'objets solides plus grands que 1 mm.
 - Protégé contre les projections d'eau provenant de toute direction.

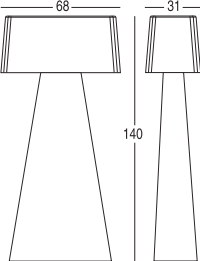
Lámparas "outdoor" en expansión termoplástica en los colores brillantes: blanco, negro.
Clase de protección IP44:
 - Protegido contra cuerpos sólidos mayores de 1 mm.
 - Protegido contra salpicaduras de agua de cualquier dirección.

0802

Tavolo Table

codice code	cavo elettrico cm electric cable cm	IMBALLO CM/PACKAGING CM SH = Shade ST = Structure	peso netto kg. net weight kg.	peso lordo kg. gross weight kg.	lampadina bulb
0802-03 LARGE					
					
	100 (senza spina) (without plug)	42 x 62 x 81 h.	7	10,5	3x5W LED - E14 oppure/or 3xmax 40W - E14 Halo/Fluo
					CE □ ▽

Terra Floor

0802-10					
					
	100 (senza spina) (without plug)	48 x 82 x 160 h.	15	24,3	SUP. 1x5W LED - E14 oppure/or 1xmax 60W - E14 Halo/Fluo INF. 2 x max 60W E14 Halo
					CE □ ▽

Lampadina esclusa / Bulb not included

Baloon

Sospensione con struttura metallica, rivestimento sfoderabile e lavabile in tessuto elasticizzato bianco.

Cablaggio elettrico con rosone nichel satinato e cavo in cotone rosso.

A RICHIESTA:

- estensione cablaggio elettrico

Pendant with metallic structure, removable and washable cover in elasticised white fabric.

Electrical wiring with nickel satin canopy and red cotton electrical cable.

ON DEMAND:

- longer electrical cable

Hängeleuchte mit Struktur aus Metal, beseitigbarem und waschbarem Bezug aus Weiß- barstoffe.

Deckbefestigung Nickel satiniert und rote Baumwolle Kabel.

AUF VERLANGEN:

- längere elektrische Kabel

Suspension avec structure métallique, revêtement en tissu élastique blanc qu'on peut enlever et laver.

Câblage avec calotte en nickel satiné et câble électrique en coton rouge.

SUR DEMANDE:

- câble électrique plus long



Lámpara de techo con estructura metálica, recubrimiento en tejido elástico blanco que se puede retirar y lavar. Cableado con roseton niquel satinado y cable eléctrico en algodón rojo.

A PEDIDO:

- cable eléctrico más largo

0606

Sospensioni Pendant

codice code	cavo elettrico cm electric cable cm	IMBALLO CM/PACKAGING CM SH = Shade ST = Structure	peso netto kg. net weight kg.	peso lordo kg. gross weight kg.	lampadina bulb
0606-20-09	200	75 x 75 x 77 h.	2,7	8	 1 x 16W LED - E27 oppure/or  1 x max 100W - E27 Halo/Fluo



0606-20-09

∅ 70

200

75 x 75 x 77 h.

2,7

8

1 x max 100W - E27
Halo/Fluo



Lampadina esclusa / Bulb not included

Bridget

Lampade con struttura in metallo nichel satinato. Paralume semicono nei tessuti della collezione. (Escluso plissé seta a mano e PVC specchiato).

A richiesta per quantitativi:
- ulteriori finiture metalliche
- plissé seta a mano

Lamps with structure in nickel satin metal. Semicone shade in the fabrics of the collection. (Hand-made silk plissé and mirror PVC excluded).

On demand for quantity:
- Further metal finishes
- Hand-made silk plissé.

Leuchten mit Struktur aus Nickel satiniert Metall. Halbkegel Schirm aus den Stoff- und Farben von unsere Kollektion. (Handgefertigte Seide Plissé und Spiegel-PVC nicht einschliesslich).

Auf Anfrage für Mengen:
- Weitere Metall Ausführunge
- Handgefertigte Seide Plissé

Lampes avec structure en metal nickel satiné. Abat-jours semicone dans les tissus de la collection. (Plissé soie à main et PVC réfléchissant pas inclus).







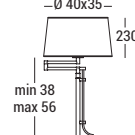





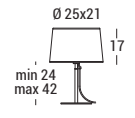











Sur demand pour quantité:
- Finition supplémentaire du metal
- Plissé soie à man

Lámparas con estructura en metal níquel satinado. Pantallas semi-cono en los tejidos de la colección. (Excepto plissé de seda hecho a mano y PVC espejado).

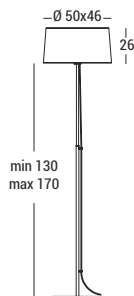
Bajo pedido para cantidades:
- Extra acabado en metal
- Plissé de seda hecho a mano

1003

Tavolo Table

codice code	cavo elettrico cm electric cable cm	IMBALLO CM/PACKAGING CM SH = Shade ST = Structure	peso netto kg. net weight kg.	peso lordo kg. gross weight kg.	lampadina bulb
1003-03 LARGE EXTENSIBLE 	200	SH 45 x 45 x 28 h. ST 31 x 31 x 62 h.	0,5 2,5	1,3 3,8	 1 x 8W LED - E27 oppure/or  1 x max 60W - E27 Halo/Fluo   
1003-04 LARGE EXTENSIBLE ADJUSTABLE 	200	SH 45 x 45 x 28 h. ST 31 x 31 x 62 h.	0,5 2,6	1,3 3,9	 1 x 8W LED - E27 oppure/or  1 x max 60W - E27 Halo/Fluo   
1003-01 SMALL EXTENSIBLE 	200	SH 31 x 31 x 32 h. ST 28 x 28 x 49 h.	0,3 1,6	0,7 2,8	 1 x 5W LED - E14 oppure/or  1 x max 60W - E14 Halo/Fluo   
1003-02 SMALL EXTENSIBLE ADJUSTABLE 	200	SH 31 x 31 x 32 h. ST 28 x 28 x 49 h.	0,3 1,7	0,5 2,9	 1 x 5W LED - E14 oppure/or  1 x max 60W - E14 Halo/Fluo   

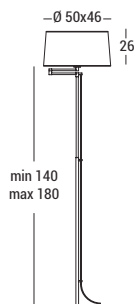
Lampadina esclusa / Bulb not included

codice
codecavo elettrico cm
electric cable cmIMBALLO CM/PACKAGING CM
SH = Shade ST = Structurepeso netto kg. peso lordo kg.
net weight kg. gross weight kg.lampadina
bulb1003-10
FLOOR
EXTENSIBLE

200

SH 55 x 55 x 35 h.
ST 40 x 40 x 148 h.0,5
62,5
12,5

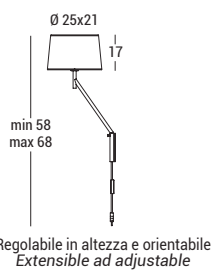
 1 x 10W LED - E27
oppure/or

 1 x max 100W - E27
Halo/Fluo
1003-16
FLOOR
EXTENSIBLE
ADJUSTABLE

200

SH 55 x 55 x 35 h.
ST 40 x 40 x 148 h.0,5
6,52,5
13,0

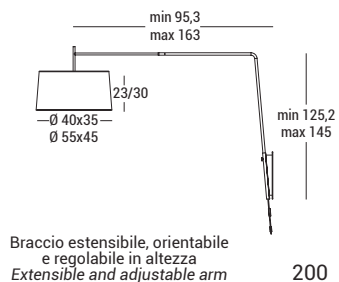
 1 x 10W LED - E27
oppure/or

 1 x max 100W - E27
Halo/Fluo
1003-31
SMALL

200

SH 31 x 31 x 32 h.
ST 31 x 31 x 62 h.0,3
0,70,7
3,2

 1 x 5W LED - E14
oppure/or

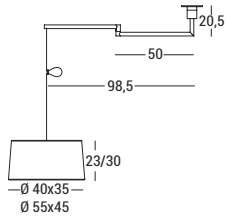




 1 x max 60W - E14
Halo/Fluo
1003-34
LARGE

200

SH 66 x 66 x 48 h.
ST 68 x 68 x 35 h.0,5
21,3
7

 1 x 10W LED - E27
oppure/or

 1 x max 100W - E27
Halo/Fluo


codice code	cavo elettrico cm electric cable cm	IMBALLO CM/PACKAGING CM SH = Shade ST = Structure	peso netto kg. net weight kg.	peso lordo kg. gross weight kg.	lampadina bulb
1003-20 ADJUSTABLE	 <p>Braccio orientabile e paralume regolabile in altezza <i>adjustable arm and shade</i></p>	SH 66 x 66 x 48 h.	0,5	1,3	 1 x 10W LED - E27 oppure/or  1 x max 100W - E27 Halo/Fluo
		ST 55 x 55 x 32 h.	2,7	5,2	CE  

Lampadina esclusa / Bulb not included

C'hi Umberto Asnago 1999

Lampade con struttura in metallo nichel satinato. Diffusore esterno in vetro soffiato nei colori: argento, trasparente, bianco opalino, sabbia. Diffusore interno in vetro acidato.

Apparenti difetti dei vetri soffiati come bolle, variazione dei toni di colore o puntinazione nell'argentatura sono da riconoscere come pregi della lavorazione a mano.

Lamps with structure in nickel satin metal. Outer shade in blown glass in the following colours: silver, transparent, opal white, or sand. Inner shade in mat glass. **Apparent imperfections, such as bubbles, nuances in the glass colours or spots in the silver finish have to be recognised as qualities and signs of the hand made production.**

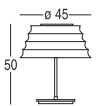


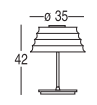


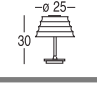





Leuchten mit Struktur aus Metall Nickel satiniert. Außenschirm aus geblasenem Glas in den folgenden Farben: Silber, Transparent, Opalweiß, Sand. Innenschirm aus Mattglas. **Scheinfehlern, wie Blasen, Farbnuancen oder Punkte in der Silberausführung müssen als Qualitäten und Zeichen einer Handwerküchbearbeitung verstanden sein.**

Lampes avec structure en métal nickel satiné. Abat-jour extérieure en verre soufflé dans les couleurs: argent, transparent, blanc opale, sable. Abat-jour intérieure en verre mat. **Imperfections apparentes telles que des bulles, variations dans les nuances des couleurs ou points dans la finition argent doivent être reconnus comme signes du travail fait à main.**

Lámparas con estructura en metal níquel satinado. Difusor exterior en vidrio soplado en los colores: plata, transparente, opal blanco, arena. Difusor interior en vidrio opaco. **Aparentes defectos como burbujas, variaciones del color o puntos en el color plata, deben ser considerados como confirmación de la elaboración a mano.**

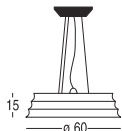
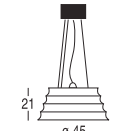
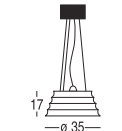
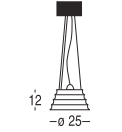
9907

Tavolo Table

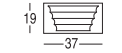
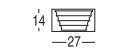
codice code	cavo elettrico cm electric cable cm	IMBALLO CM/PACKAGING CM SH = Shade ST = Structure	peso netto kg. net weight kg.	peso lordo kg. gross weight kg.	lampadina bulb
 <p>9907-03 LARGE</p> <p>Snodo orientabile del diffusore Joint for shade adjustment</p>	160	SH 55 x 55 x 35 h. ST 34 x 34 x 55 h.	5,5 4,8	7 6	 <p>1 x 10W LED - E27 oppure/or</p>  <p>1 x max 100W - E27 Halo</p> <p>CE □ V D0,5m</p>
 <p>9907-02 MEDIUM</p> <p>Snodo orientabile del diffusore Joint for shade adjustment</p>	160	SH 44 x 44 x 29 h. ST 28 x 28 x 49 h.	2,5 3,3	4 4,3	 <p>1 x 10W LED - E27 oppure/or</p>  <p>1 x max 100W - E27 Halo</p> <p>CE □ V D0,5m</p>
 <p>9907-01 SMALL</p> <p>Snodo orientabile del diffusore Joint for shade adjustment</p>	160	SH 31 x 31 x 32 h. ST 20 x 20 x 38 h.	1,2 1,8	1,6 2,2	 <p>1 x 5W LED - E14 oppure/or</p>  <p>1 x max 60W - E14 Halo</p> <p>CE □ V D0,5m</p>
 <p>9907-10</p> <p>Snodo orientabile del diffusore Joint for shade adjustment</p>	200	SH 55 x 55 x 35 h. ST 36 x 36 x 184 h.	5,5 7	7 10	 <p>1 x max 150W E27 Halo</p>  <p>Dimmer</p> <p>CE □ V D1m</p>

Lampadina esclusa / Bulb not included

Terra Floor

codice code		cavo elettrico cm electric cable cm	IMBALLO CM/PACKAGING CM SH = Shade ST = Structure	peso netto kg. net weight kg.	peso lordo kg. gross weight kg.	lampadina bulb
9907-24 MAXI		200	SH 68 x 68 x 35 h.	4,4	7,2	3 x 10W LED - E27 oppure/or 3 x max 100W - E27 Halo
			ST 45 x 45 x 28 h.	1,5	4,3	
9907-23 LARGE		200	SH 55 x 55 x 35 h.	3,1	4,5	1 x 10W LED - E27 oppure/or 1 x max 100W - E27 Halo
			ST 31 x 31 x 32 h.	1,2	1,6	
9907-22 MEDIUM		200	SH 45 x 45 x 28 h.	2,5	3,3	1 x 10W LED - E27 oppure/or 1 x max 100W - E27 Halo
			ST 31 x 31 x 32 h.	1,2	1,5	
9907-21 SMALL		200	SH 31 x 31 x 32 h.	2,1	2,5	1 x 5W LED - E14 oppure/or 1 x max 60W - E14 Halo
			ST 31 x 31 x 32 h.	1,2	1,5	

Lampadina esclusa / Bulb not included

9907-33 LARGE		55 x 42 x 37 h.	2	3	1 x 16W LED R7s 117 mm	CE $\frac{1}{1}$ F $\text{D}1\text{m}^2$
					1 x max 150W R7s 117 mm Halo	
9907-31 SMALL		45 x 45 x 28 h.	1,2	2	1 x 10W LED R7s 78 mm	CE $\frac{1}{1}$ F $\text{D}1\text{m}^2$
					1 x max 60W R7s 78 mm Halo	

Lampadina esclusa / Bulb not included

China

Nicola Gallizia 2003/2007

Lampade con struttura in metallo tornito in lastra. Verniciato opaco nei colori: rosso, maron glacé, bronzo e rame. Verniciato lucido nei colori: bianco, nero o cromo. Disponibile anche in foglia oro.

La lampada da tavolo MAXI è disponibile solo nei colori bianco lucido, foglia oro, bronzo.

Lamps with metal structure. Matt varnished in the colours: red, maron glacé, bronze and copper. Glossy varnished in the colours: white, black or chrome. Available also in golden leaf.

MAXI table lamp available only in the colours: glossy white, golden leaf, bronze.

Lampen mit Struktur aus Metal. Matt lackiert in den Farben: rot, maron glacé, bronze oder kupferrot. Glänzendlackiert in den Farben: weiß, schwarz oder Chrom. Aus Blattgold auch erhältlich. **MAXI Tischleuchte nur aus glänzendem weiß, Blattgold, Bronze.**

Lampes avec structure en métal. Verni mat dans les couleurs: rouge, maron glacé, bronze ou cuivre. Verni poli dans les couleurs: blanc, noir ou chrome. Disponible aussi en feuille d'or.










La lampe à poser MAXI n'est pas disponible que dans les couleurs: blanc poli, feuille d'or, bronze.

Lámparas con estructura en metal. Lacado opaco en los colores: rojo, maron glacé, bronzo o cobrizo. Lacado brillante en los colores: blanco, negro o cromado. Disponible también en pan de oro.

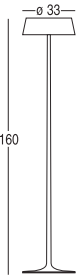





Lámpara de mesa MAXI disponible solamente en los colores: blanco brillante, pan de oro, bronzo.

0308

Tavolo Table

codice code		cavo elettrico cm electric cable cm	IMBALLO CM/PACKAGING CM SH = Shade ST = Structure	peso netto kg. net weight kg.	peso lordo kg. gross weight kg.	lampadina bulb	
0308-04 MAXI		180	66 x 66 x 48 h.	9,5	12	 3 x max 100W E27 Halo  Dimmer	CE □ ▽
0308-00 MEDIUM		160	41 x 41 x 53 h.	3,7	5,3	 3 x max 40W E14 Halo  Dimmer	CE □ ▽
0308-01 SMALL		180	27 x 27 x 37 h.	2,2	3	 2 x 5W LED - E14 oppure/or  2 x max 60W - E14 Halo	CE □ ▽

Terra Floor

0308-12 HIGH		200	41 x 41 x 186 h.	5,7	8,3	 3 x max 60W E14 Halo  Dimmer	CE □ ▽
0308-11 LOW		200	41 x 41 x 137 h.	5	7	 3 x max 60W E14 Halo  Dimmer	CE □ ▽

Lampadina esclusa / Bulb not included

Ciak Umberto Asnago 2015

Lampada da terra orientabile con struttura in metallo ed espanso termoplastico.

Finiture:

- Versione laccata: soft touch nei colori bianco o antracite
- Versione cuoio: parte inferiore cuoio beige, tortora o testa di moro parte superiore laccata colore tabacco o madreperla

Adjustable floor lamp with metal and thermoplastic expansion structure.

Finishes:

- Varnished version: soft touch in the colours white or anthracite
- Leather version: bottom part in beige, tortora or testa di moro Upper part varnished in tobacco or pearl

Drehbare Stehleuchte mit Struktur aus thermoplastische Expansion

- Lackiert in soft touch weiß oder antrazit
- Aus Leder: Fuß aus beige, tortora oder testa di moro Leder und Struktur aus tabacco oder perlmuttfarben Metall

Lampadaire orientable avec structure en expansion thermoplastique


- Lacqué en soft touch blanc ou anthracite
- En cuir: parte inferiore en cuir beige, tortora ou testa di moro et parte superiore en metal tabacco ou nacre

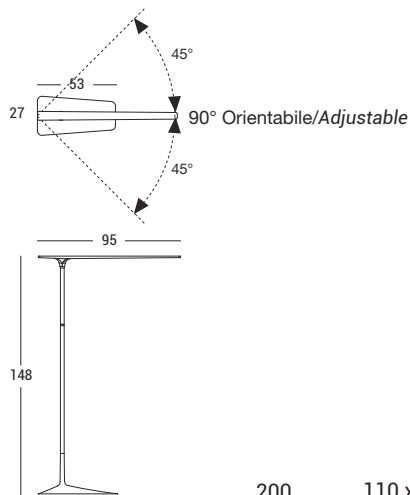
Lámpara de pie orientable con estructura de metal y termoplástico expandido

- Acabados
- Versión lacada: "soft touch" en colores blanco o antracita
- Versión cuero: parte inferior cuero beige, tórtola o testa di moro parte superior lacada color tabacco o madreperla.

1503

Terra Floor

codice code	cavo elettrico cm electric cable cm	IMBALLO CM/PACKAGING CM SH = Shade ST = Structure	peso netto kg. net weight kg.	peso lordo kg. gross weight kg.	lampadina bulb
1503-10	200	110 x 35 x 170 h.	18	22	<p>Led integrato non sostituibile/ Led included not replaceable</p> <p>□□□□□□□□□□</p> <p>15W - 24V LED 3000K</p> <p> Dimmer</p>



Glo Carlo Colombo 2009/2015

Lampade con struttura in metallo cromato lucido e vetro borosilicato. Diffusore esterno: trasparente, iridescente, oro, argento, oro rosa, nero, 4ever e Total White. Diffusore interno sabbiato. Rosone a soffitto in titanio e bianco.

A RICHIESTA:

- estensione cablaggio elettrico

Lamps with chromed metal structure and borosilicate glass. Outer shade transparent, gold, silver, iridescent, pink gold, black, 4ever and Total White. Inner shade sandblasted. Canopy in titanium and white.

ON DEMAND:

- longer electrical cable

Leuchten mit Struktur aus glänzendem verchromtem Metall und Borosilikatglas. Außenschirm transparent, Regenbogenfarben schillernd, golden, silber, Rosengold, schwarz, 4ever und Total White. Innenschirm mat. Deckbefestigung aus Titanium oder Weiß.

AUF VERLANGEN:

- längere elektrische kabel

Lampes avec structure en métal chromé poli et verre borosilicate. Abat-jour extérieur transparent, iridescent, or, argent, or rose, noir, 4ever et Total White. Intérieure sablé. Rosette en titanium ou blanc.

SUR DEMANDE:

- câble électrique plus long

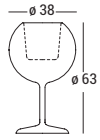
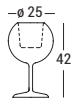

Lámparas con estructura en metal cromado brillante y cristal borosilicado. Difusor exterior transparente, iridescente, oro, plata, oro rosa, negro, 4ever y Total White. Difusor interno al ácido. Rosetón en titanium o blanco.

A PEDIDO:

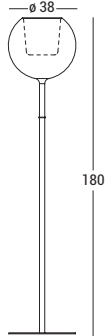
- cable eléctrico más largo

0811

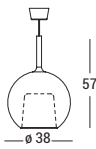
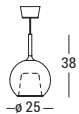
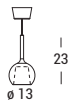
Tavolo Table

codice code		cavo elettrico cm electric cable cm	IMBALLO CM/PACKAGING CM SH = Shade ST = Structure	peso netto kg. net weight kg.	peso lordo kg. gross weight kg.	lampadina bulb	
0811-03 LARGE		180	49 x 49 x 78 h.	3,4	6,3	1 x max 100W - E27 Halo Dimmer	CE □ ▽
0811-01 MEDIUM		180	37 x 37 x 62 h.	1,6	3,4	1 x 5W LED - E14 oppure/or 1 x max 60W - E14 Halo	CE □ ▽
0811-00 MINI		180	20 x 20 x 38 h.	0,49	1,0	1 x 3W LED - G9 oppure/or 1 x max 28W - G9 Halo	CE □ ▽

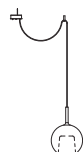
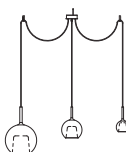
Terra Floor

0811-10		250	SH 49 x 49 x 98 h. ST 49 x 49 x 141 h.	5,0 9,5	8,0 13,0	1 x max 150W E27 Halo Dimmer	CE □ ▽
---------	---	-----	---	------------	-------------	---------------------------------	--------

Lampadina esclusa / Bulb not included

codice code	cavo elettrico cm electric cable cm	IMBALLO CM/PACKAGING CM SH = Shade ST = Structure	peso netto kg. net weight kg.	peso lordo kg. gross weight kg.	lampadina bulb		
0811-23 LARGE		200	49 x 49 x 78 h.	3,3	6,2	1 x 10W LED - E27 oppure/or 1 x max 100W - E27 Halo	CE \equiv F
0811-21 MEDIUM		200	37 x 37 x 62 h.	1,5	3,3	1 x 5W LED - E14 oppure/or 1 x max 60W - E14 Halo	CE \equiv F
0811-20 MINI		200	20 x 20 x 38 h.	0,43	1,0	1 x 3W LED - G9 oppure/or 1 x max 28W - G9 Halo	CE \equiv F

Esempi di installazione/Installation examples

Singola
SingleSingola con decentramento
Single decentralizedMultiple con decentramento
Multiple decentralizedComposizione con piastra
Cluster with plate

Piastre e rosoni pag. 295
Plates and canopies pag. 295

Glo special edition

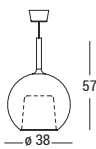
Lampada a sospensione realizzata in vetro borosilicato con diffusore interno sabbato ed esterno oro fumato nero. Cablaggio elettrico in maglia metallica oro e rosone a soffitto nero. Utilizzabile solo come elemento singolo.

Pendant made of borosilicate glass with sandblasted inner shade and outer shade in the finish melange gold/black. Wiring in gold metallic mesh and canopy in black metal. To be sell only as single element.

Hängeleuchte mit Außenschirm aus melange gold/schwarz Borosilikatglas und Innenschirm matt. Verkabelung aus goldem metallischem Netz und Deckbefestigung aus schwarzem Metall. Nur aus einzelne Lampe.

Suspension en verre borosilicate avec abat-jour sablé à l'intérieure et mélange or/noir à l'extérieur. Câblage électrique en maille métallique or et rosace en metal noir. Seulemente pour suspension individuelle.

Lámpara de suspensión realizada en vidrio borosilicado con difusor interior arenado y exterior oro degradé-negro. Cableado eléctrico de malla metálica oro y rosetón a techo negro. Utilizable solo como elemento individual (lámpara)

codice code	cavo elettrico cm electric cable cm	IMBALLO CM/PACKAGING CM SH = Shade ST = Structure	peso netto kg. net weight kg.	peso lordo kg. gross weight kg.	lampadina bulb		
0811-23 LARGE		200	49 x 49 x 78 h.	3,3	6,2	1 x 10W LED - E27 oppure/or 1 x max 100W - E27 Halo	CE \equiv F

Lampadina esclusa / Bulb not included

Jeï Jeï

Nicola Gallizia 2005

Lampada sospensione e applique.
Struttura in metallo nichel satinato o bronzo con diffusori a braccio modulari grandi, medi e piccoli in vetro borosilicato trasparente (fumé, ambra, oro rosa solo su richiesta).

Trasformatore di sicurezza alloggiato nel rosone in acciaio, con vaso di copertura in vetro borosilicato.

Asta telescopica in acciaio satinato. Bracci di ricambio (uno per misura) forniti nell'imballo originale.

A RICHIESTA:

- Versione dimmerabile
- Asta su misura al costo

Pendant and wall lamps.
Structure in nickel satin metal or bronze with modular large, medium and small arm shades in transparent borosilicate glass (fumé, amber or pink gold only on demand).

Safety transformer in the upper steely canopy, with covering shade in borosilicate glass.

Telescopic stem in satin steel.

Replacement arms (one for each measure) supplied in the original package.

ON DEMAND:

- Dimmerable version
- Custom size stem

Häng- und Wandlampen.
Struktur aus Nickel satiniert oder bronzo mit großen, mittleren und kleinen Modulare aus transparent Borosilikatglas (fumé, bernstein oder rosengold nur auf Wunsch).

Sicherheitstransformator in der Stahldeckbefestigung, mit Deckschirm aus Borosilikatglas.

Teleskopischstange aus satiniertem Stahl.

Austauscharme (ein für jedes Maß) mit der Originalverpackung geliefert.

AUF VERLANGEN:

- Ausführung für Dimmer
- Stange mit Sondermaß

Suspensions ou appliques.
Structure en nickel satiné ou bronze avec diffuseurs à bras modulaires grands, moyens ou petits en verre borosilicate transparent (fumé, ambre or rose sur demande).

Transformateur de sûreté dans la calotte supérieure en acier, avec couverture en verre borosilicate. Tige télescopique en acier satiné. Bras de rechange (un pour chaque mesure) livrés dans l'emballage originale.

SUR DEMANDE:

- Version pour dimmer
- Tige sur mesure

Lámparas de techo y applique.
Estructura en metal níquel satinado o bronzo con difusores de brazo modulares grandes, medianos o pequeños en vidrio borosilicado transparente (fumé, ámbar, oro/rosa bajo pedido).

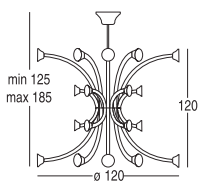




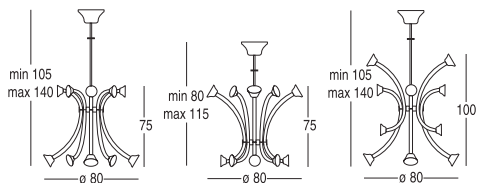




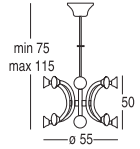




Transformador de seguridad en el roseton de acero, con cobertura de vidrio borosilicado. Barra telescópica en acero satinado.

A PEDIDO:

- Variante para dimmer
- Asta a medida

0501

Sospensioni Pendant

codice code	cavo elettrico cm electric cable cm	IMBALLO CM/PACKAGING CM SH = Shade ST = Structure	peso netto kg. net weight kg.	peso lordo kg. gross weight kg.	lampadina bulb
0501-24 MAXI 32 LUCI/LIGHTS 		bancale/pallet 80 x 120 x 184 h.	25	60	 G4 32x2W 12V Led   
0501-22 MEDIUM 16 LUCI/LIGHTS  <p>Possibilità di invertire la disposizione dei bracci Possibility of changing the position of the arms</p>		bancale/pallet 80 x 120 x 132 h.	14	26,5	 G4 16x2W 12V Led   
0501-21 SMALL 16 LUCI/LIGHTS 		bancale/pallet 80 x 120 x 80 h.	13,5	21,5	 G4 16x2W 12V Led   

Lampadina esclusa / Bulb not included

Set lampadine solo per 230V (no 110V) / Bulbs set for 230V only (not 110V)

codice code	cavo elettrico cm electric cable cm	IMBALLO CM/PACKAGING CM SH = Shade ST = Structure	peso netto kg. net weight kg.	peso lordo kg. gross weight kg.	lampadina bulb
0501-33 LARGE 8 LUCI/LIGHTS		2 box da 80 x 40 x 34 h.	6	10,5	 G4 8x2W 12V Led
0501-30 SMALL 6 LUCI/LIGHTS		56 x 40 x 34 h.	4	6	 G4 6x2W 12V Led

Lampadina esclusa / Bulb not included

Jeï Jeï Super maxi

codice code	cavo elettrico cm electric cable cm	IMBALLO CM/PACKAGING CM SH = Shade ST = Structure	peso netto kg. net weight kg.	peso lordo kg. gross weight kg.	lampadina bulb
0501-50 SUPER MAXI 48 LUCI/LIGHTS		SH 9 box da 36 x 120 x 65 h.			 G4 48x2W 12V Led

Lampadina esclusa / Bulb not included

Set lampadine solo per 230V (no 110V) / Bulbs set for 230V only (not 110V)

Je Suis Carlo Colombo 2015

Lampada da terra e tavolo con base realizzata in: legno rovere, legno tinto antracite o in marmo bianco di Carrara. Diffusore girevole 360° in vetro soffiato bicolore trasparente/argento o bianco/argento.

Floor and table lamp with base in: oak, stained anthracite wood or Carrara white marble. 360° turning bicolor blown glass shade in transparent/silver or white/silver



Ste- und Tischleuchte mit Struktur aus Eiche, antrazitfarbig Holz oder weissem Carrara Marmor. 360° drehbaren Schirm aus geblasenem Glas zweifarbig: transparentem/silber oder weiss/silber.

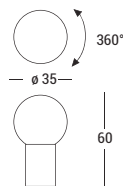
Lampadaire ou lampe à poser avec structure en bois chene ou teinte anthracite ou en marbre de Carrara blanc. Abat-jour pivotant 360° en verre soufflé dans 2 couleurs: transparent/argent ou blanc/argent.

Lámpara de pie y sobremesa con base realizada en: madera de roble, madera tintada antracita o mármol blanco Carrara. Difusor en cristal soplado en versión bicolor transparente/plata o blanco/plata. El difusor gira 360°.



1502

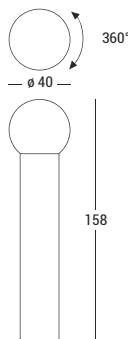
Tavolo Table

codice code	cavo elettrico cm electric cable cm	IMBALLO CM/PACKAGING CM SH = Shade ST = Structure	peso netto kg. net weight kg.	peso lordo kg. gross weight kg.	lampadina bulb
1502-03	200	SH 50 x 50 x 50 h.	2	4,5	Led integrato non sostituibile/ Led included not replaceable  1x17,5W - LED 3000 K  Dimmer
		ST 46 x 35 x 35 h.	6	15	
			wood	18	
			marble	27	



Terra Floor

1502-10	200	SH 50 x 50 x 50 h.	2	4,5	Led integrato non sostituibile/ Led included not replaceable  1x17,5W - LED 3000 K  Dimmer
		ST 38 x 43 x 130 h.	31	51	
			wood	135	
			marble	155	



Juliette

Carlo Colombo 2013

Lampade con struttura in metallo nichel nero lucido o verniciata bianco opaco. Base in marmo nei colori: bianco di Carrara o nero Marquinia.

Lamps with structure in glossy black nickel or mat white varnished metal. Base in white Carrara or black Marquinia marble.

Lampen mit Struktur aus glänzendem schwarzem Nickel oder matt weissem lackiertem Metall. Sockel aus weiss Carrara oder schwarz Marquinia Marmor.

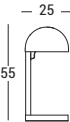



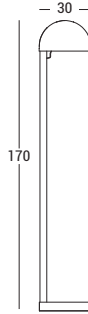

Lampes avec structure en métal nickel noir poli ou verni blanc mat. Base en marbre: blanc de Carrara ou noir Marquinia.

Lámparas con estructura en metal níquel negro brillante o lacada mate en el colore: blanco. Base en marmol: en color blanco de Carrara o negro Marquina.

1305

Tavolo Table

Terra Floor

codice code		cavo elettrico cm electric cable cm	IMBALLO CM/PACKAGING CM SH = Shade ST = Structure	peso netto kg. net weight kg.	peso lordo kg. gross weight kg.	lampadina bulb	
1305-03 LARGE		160	BA 40 x 40 x 12 h.	5	8	1 x 5W LED - E14 oppure/or  1 x max 8W E14 Fluo	CE ⚡ F
			ST 32 x 32 x 62 h.	8	9		
1305-01 SMALL		160	48 x 48 x 24 h.	2,8	3,5	1 x 5W LED - G9 oppure/or  1 x max 33W - G9 Halo	CE ⚡ F
1305-10		180	BA 40 x 40 x 12 h. ST 38 x 38 x 185 h.	6 16	10 20	1 x 10W LED - E27 oppure/or  1 x max 15W E27 Fluo	CE ⚡ F

Lampadina esclusa / Bulb not included

Kelly 1995

Lampada realizzata interamente in legno tinto miele, wengé o laccata bianca lucida. Diffusore nei tessuti della collezione.

Lamp with honey colour, wengé or glossy white lacquered structure, totally in stained wood. Shade in the fabrics of the collection.

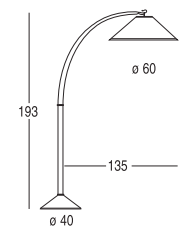





Leuchte mit ganzer Struktur aus Hönig- und Wengéfarbigholz oder glänzendem Weißlackiertem Holz. Schirm in den Stoffen der Kollektion.

Lampe en bois teinté miel, wengé ou laqué blanc poli. Abat-jour dans les tissus de la collection.

Lámpara realizada totalmente en madera tintada miel, wengé o lacado blanco brillante. Difusor en los tejidos de la colección.

9511

Terra Floor

codice code	cavo elettrico cm electric cable cm	IMBALLO CM/PACKAGING CM SH = Shade ST = Structure	peso netto kg. net weight kg.	peso lordo kg. gross weight kg.	lampadina bulb
<p>9511-16</p>  <p>Snodo orientabile a 180° Adjustable joint 180°</p>	200	<p>SH 68 x 68 x 35 h.</p> <p>ST 48 x 48 x 160 h.</p>	0,4	3,2	 <p>1 x 10W LED - E27</p> <p>oppure/or</p>  <p>1 x max 100W - E27</p> <p>Halo/Fluo</p>
					  

Lampadina esclusa / Bulb not included

Kimilla

Umberto Asnago 2003

Lampade con struttura in metallo nichel satinato. Diffusore in vetro soffiato trasparente/acidato o fumé. Appliques solo vetro trasparente/acidato.

Lamps with metal structure in nickel satin. Shade in blown glass: transparent/matt or fumé. Wall lamps only transparent/matt shade.

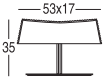





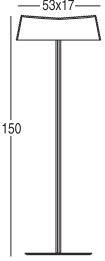


Lampen mit Struktur aus Metall Nickel satiniert. Schirm aus geblasenem Glas: Transparent/Matt oder Fumé. Wandleuchten nur aus transparent/matt geblasenem Glas.

Lampes avec structure en métal nickel satiné. Abat-jour en verre soufflé: transparent/matt ou fumé. Appliques seulement en verre soufflé transparent/matt.

Lámparas con estructura en metal niquelado satinado. Difusor de cristal soplado transparente/al ácido o fumé. Apliques sólo cristal transparente/al ácido.

0312

Tavolo Table

codice code		cavo elettrico cm electric cable cm	IMBALLO CM/PACKAGING CM SH = Shade ST = Structure	peso netto kg. net weight kg.	peso lordo kg. gross weight kg.	lampadina bulb	
0312-03 LARGE		160	68 x 68 x 35 h.	7	9,8	 2 x max 60W E27 Halo  Dimmer	CE □ ▽ □ 0,5m
0312-01 SMALL		160	45 x 45 x 28 h.	3,5	4,3	 1 x max 60W G9 Halo  Dimmer	CE □ ▽ □ 0,5m
0312-10		200	SH 31 x 31 x 82 h. ST 30 x 60 x 176 h.	3 6,7	4 8,5	 2 x max 100W E27 Halo  Dimmer	CE □ ▽ □ 0,5m

Lampadina esclusa / Bulb not included

Klint

Umberto Asnago 2013

Lampade da tavolo realizzate in tondino di vetro trasparente, con base in bronzo e nichel satinato. Doppia accensione a led.

Table lamps with structure in transparent glass rod and base in bronze and satin nickel metal. Double led lighting.

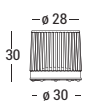









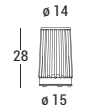

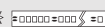







Tischleuchten mit Struktur aus transparenten Glasbarren und Sockel aus glänzendem bronze oder satiniertem Nickel Metall. Doppelte Led-Beleuchtung.

Lampes à poser avec structure en barres de verre transparent et pied en bronze et nickel satiné. Allumage double par led.

Lámparas de sobremesa realizada en barra de cristal transparente. Base en bronce y níquel satinado. Doble encendido led.

1301

Tavolo Table

codice code	cavo elettrico cm electric cable cm	IMBALLO CM/PACKAGING CM SH = Shade ST = Structure	peso lordo kg. gross weight kg.	lampadina bulb
1301-03 LARGE 	180	40 x 40 x 60 h.	4 5	Led integrato non sostituibile/ Led included not replaceable    Led 14W - 3200K    Led 17W - 3000K   
1301-01 SMALL 	180	27 x 27 x 52 h.	2,4 3,2	Led integrato non sostituibile/ Led included not replaceable    Led 7W - 3200K    Led 4W - 3000K   

Kori Umberto Asnago 1999

Lampade con base in legno ebano, bronzo, cuoio (della collezione). Diffusore esterno in vetro soffiato trasparente e interno opalino bianco.

Lamps with base in ebony wood, bronze or leather (among the collection). Outer shade in transparent blown glass, inner shade in blown opal white glass.













Lampen mit Sockel aus Ebenholz, Bronze oder Leder (von der Kollektion). Außenschirm aus transparentem geblasenem Glas und Innenschirm aus geblasenem opalweiß Glas.

Lampes avec base en bois d'ébène, bronze ou cuir (dans la collection). Abat-jour en verre soufflé transparent à l'extérieur et en verre soufflé opalin blanc à l'intérieur.

Lámparas con base en madera de ébano, bronce y cuero (de la colección). Difusor exterior de vidrio soplado transparente e interior opal blanco.

9913

Tavolo Table

codice code		cavo elettrico cm electric cable cm	IMBALLO CM/PACKAGING CM SH = Shade ST = Structure	peso netto kg. net weight kg.	peso lordo kg. gross weight kg.	lampadina bulb	
9913-03 LARGE		160	SH 55 x 42 x 37 h. ST 55 x 55 x 35 h.	6,5 2	7,5 3,3	 2 x 5W LED - E14 oppure/or  2 x max 60W - E14 Halo	CE   
9913-01 SMALL		160	51 x 51 x 53 h.	4,4	8,2	 1 x 5W LED - E14 oppure/or  1 x max 60W - E14 Halo	CE   

Lampadina esclusa / Bulb not included

Labo Daniel Debiasi e Federico Sandri 2013

Lampade con struttura in metallo nichel nero lucido o bronzo. Stelo e diffusore in vetro borosilicato nei colori: trasparente, fumo.

Lamps with structure in glossy black nickel metal or bronze. Stem and shade in borosilicate glass in the colours transparent, fumé.

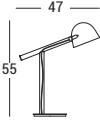




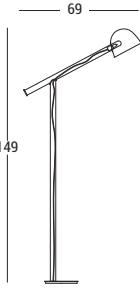


Lampen mit Struktur aus glänzendem schwarzem Nickel oder Bronze. Ständer und Schirm aus Borosilikatglas in Farben transparent, fumé.

Lampes avec structure en métal nickel noir poli ou bronze. Pied et abat-jour en verre borosilicate transparent, fumé.

Lámparas con estructura en metal níquel negro brillante o bronzo. Fuste y difusor en cristal borosilicado en los colores transparente, humo.

1306

Tavolo Table

codice code		cavo elettrico cm electric cable cm	IMBALLO CM/PACKAGING CM SH = Shade ST = Structure	peso netto kg. net weight kg.	peso lordo kg. gross weight kg.	lampadina bulb	
1306-03 LARGE		160	63 x 60 x 25 h.	6	7,3	 1 x 5W LED - G9 oppure/or  1 x max 33W - G9 Halo	CE □ ▽
1306-01 SMALL		160	50 x 50 x 25 h.	2,3	3,5	 1 x max 20W 12V G4 Halo	CE □ ▽
1306-10		180	BA 39 x 39 x 22 h. SH 30 x 82 x 160 h.	6 16	10 21,5	 1 x 5W LED - G9 oppure/or  1 x max 42W - G9 Halo	CE □ ▽

Lampadina esclusa / Bulb not included

Terra Floor

Lula

Umberto Asnago 2015

Lampade con struttura in metallo nei colori: oro satinato o laccato tabacco. Diffusore in vetro soffiato bianco.

Lamps with metal structure in the colours: satin gold or tobacco varnished. Shade in blown white glass.

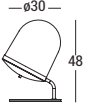
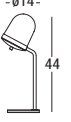

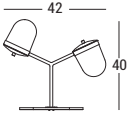
Ste- und Tischleuchte mit Struktur aus golden satinierten Metall oder tabacco lackiert. Schirm aus weissem geblasenem Glas.

Lampadaire ou lampe à poser avec structure en metal doré satiné ou lacqué dans le couleur tabacco. Abat-jour en verre soufflé blanc.

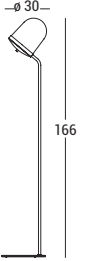
Lámpara de pie y sobremesa con estructura en metal en colores: oro satinado o lacado tabaco. Difusor en cristal soplado blanco.

1505

Tavolo Table

codice code		cavo elettrico cm electric cable cm	IMBALLO CM/PACKAGING CM SH = Shade ST = Structure	peso netto kg. net weight kg.	peso lordo kg. gross weight kg.	lampadina bulb	
1505-03 LARGE		200	SH 40 x 40 x 53 h. ST 36 x 36 x 46 h.	2,5 5	3,5 7	1 x 105W - E27 Halo Dimmer	CE \perp
1505-02 SMALL HIGH		200	45 x 45 x 30 h.	3	5	1 x 4W LED - E14 oppure/or 1 x 42W - E14 Halo/Fluo	CE \perp
1505-01 SMALL LOW		200	45 x 45 x 30 h.	3	5	1 x 4W LED - E14 oppure/or 1 x 42W - E14 Halo/Fluo	CE \perp
1505-04 DOUBLE		200	55 x 55 x 32,5 h.	4	6	2 x 4W LED - E14 oppure/or 2 x 42W - E14 Halo/Fluo	CE \square

Terra Floor

1505-10		200	SH 31 x 31 x 32 h. ST 40 x 40 x 185 h.	1,5 6	2,5 8	1 x 70W - E27 Halo Dimmer	CE \perp
----------------	---	-----	---	----------	----------	---------------------------------	------------

Lampadina esclusa / Bulb not included

Magoo

Massimo Belloni 1996

Applique con diffusore in
vetro soffiato opalino bianco.

Wall lamp with shade in opal
white blown glass.




Wandleuchte mit Schirm
aus weißem geblasenem
Opalglas.



Applique avec abat-jour en
verre soufflé opalin blanc.

Lámparas de pared con
difusor de vidrio soplado opal
blanco.

9618

Applique Wall

codice code	cavo elettrico cm electric cable cm	IMBALLO CM/PACKAGING CM SH = Shade ST = Structure	peso netto kg. net weight kg.	peso lordo kg. gross weight kg.	lampadina bulb
9618-30		45 x 45 x 28 h.	2	3	 2 x 5W LED - E27 oppure/or  2 x max 60W - E27 Halo

CE 
 0,5m

Lampadina esclusa / Bulb not included

Mami Umberto Asnago 2013

Lampade con struttura in metallo nichel nero lucido o bronzo. Diffusore in vetro soffiato bianco, ambra e fumo trasparente.

Lamps with structure in glossy black nickel metal or bronze. Shade in blown glass in white, transparent amber or fumé.



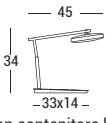

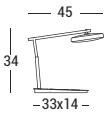

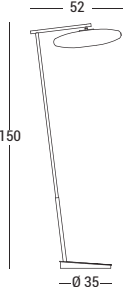

Lampen mit Struktur aus glänzendem schwarzem Nickel oder Bronze. Schirm aus geblasenem Glas in Farben weiss, transparent bernstein oder fumé.

Lampes avec structure en métal nickel noir poli ou bronze. Abat-jour en verre soufflé blanc, ambre ou fumé transparente.

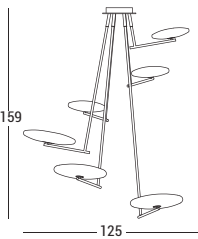

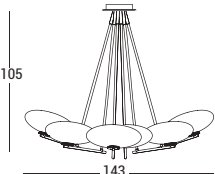

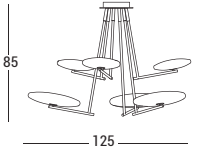

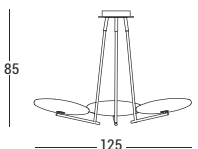

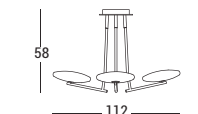

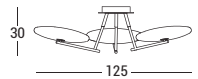

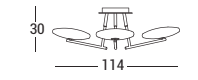

Lámparas con estructura en metal níquel negro brillante o bronce. Difusor en cristal soplado blanco, ámbar o fumé transparente.







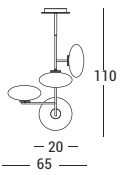

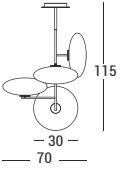

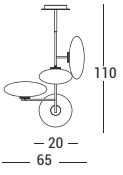


1307

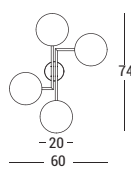



Tavolo Table

codice code		cavo elettrico cm electric cable cm	IMBALLO CM/PACKAGING CM SH = Shade ST = Structure	peso netto kg. net weight kg.	peso lordo kg. gross weight kg.	lampadina bulb
1307-03-02 LARGE		VETRO ø 30 GLASS ø 30	SH 45 x 45 x 27 h.	2,3	2,7	Led integrato/Led included  Led 13W-3000K
		160	ST 60 x 40 x 15 h.	6,5	7,3	CE \equiv ∇
1307-05-01 SMALL		VETRO ø 20 GLASS ø 20	SH 31 x 31 x 32 h.	1,0	1,5	Led integrato/Led included  Led 8W-3000K
		160 con contenitore legno compartment in american walnut	ST 48 x 48 x 24 h.	1,5	2,5	CE \equiv ∇
1307-01-01 SMALL		VETRO ø 20 GLASS ø 20	SH 31 x 31 x 32 h.	1,0	1,5	Led integrato/Led included  Led 8W-3000K
		160	ST 48 x 48 x 24 h.	1,5	2,5	CE \equiv ∇
1307-10-03		VETRO ø 40 GLASS ø 40	BA 39 x 39 x 22 h.	12,0	13,5	Led integrato/Led included  Led 13W-3000K
			SH 55 x 55 x 35 h.	4	4,6	
		180	ST 161 x 40 x 9 h.	2	3	

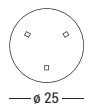
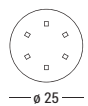
Terra Floor

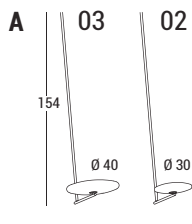
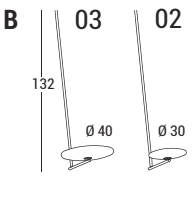
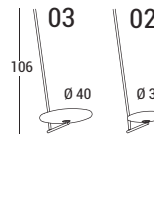
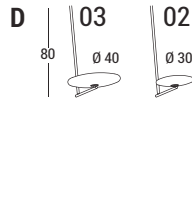
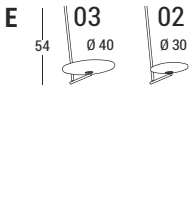
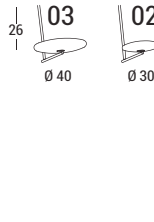
codice code		cavo elettrico cm electric cable cm	IMBALLO CM/PACKAGING CM SH = Shade ST = Structure	peso netto kg. net weight kg.	peso lordo kg. gross weight kg.	lampadina bulb
1307-24-23 MAXI		N° 3 VETRI Ø 30 N° 3 SHADES ø 30 N° 3 VETRI Ø 40 N° 3 SHADES ø 40	3xSH 45 x 45 x 27 h.	2,3	2,7	Led integrato/Led included  Led 6x13W-3000K
			3xSH 55 x 55 x 35 h.	4	4,6	
			ST 45 x 65 x 165 h.	12,5	14	
1307-25-33 EXTRA LARGE		N° 6 VETRI Ø 40 N° 6 SHADES ø 40	6xSH 55 x 55 x 35 h.	4	4,6	Led integrato/Led included  Led 6x13W-3000K
			ST 45 x 65 x 165 h.	12,5	14	
1307-23-23 LARGE		N° 3 VETRI Ø 30 N° 3 SHADES ø 30 N° 3 VETRI Ø 40 N° 3 SHADES ø 40	3xSH 45 x 45 x 27 h.	2,3	2,7	Led integrato/Led included  Led 6x13W-3000K
			3xSH 55 x 55 x 35 h.	4	4,6	
			ST 45 x 65 x 90 h.	10,5	12	
1307-22-03 MEDIUM		N° 3 VETRI Ø 40 N° 3 SHADES ø 40	3xSH 55 x 55 x 35 h.	4	4,6	Led integrato/Led included  Led 3x13W-3000K
			ST 45 x 65 x 90 h.	7,5	9	
1307-21-02 SMALL		N° 3 VETRI Ø 30 N° 3 SHADES ø 30	3xSH 45 x 45 x 27 h.	2,3	2,7	Led integrato/Led included  Led 3x13W-3000K
			ST 61 x 40 x 18 h.	6,5	8	
1307-41-03 LARGE		N° 3 VETRI Ø 40 N° 3 SHADES ø 40	3xSH 55 x 55 x 35 h.	2,3	2,7	Led integrato/Led included  Led 3x13W-3000K
			ST 61 x 40 x 18 h.	5,5	7	
1307-41-02 SMALL		N° 3 VETRI Ø 30 N° 3 SHADES ø 30	3xSH 45 x 45 x 27 h.	2,3	2,7	Led integrato/Led included  Led 3x13W-3000K
			ST 61 x 40 x 18 h.	5,5	7	

codice code	cavo elettrico cm electric cable cm	IMBALLO CM/PACKAGING CM SH = Shade ST = Structure	peso netto kg. net weight kg.	peso lordo kg. gross weight kg.	lampadina bulb
1307-31-03 LARGE	 <p>Disponibili solo in vetro bianco Available in white glass only</p>	SH 55 x 55 x 35 h.	4,5	5,5	Led integrato/Led included
		ST 17 x 17 x 17 h.	1,5	2,0	 Led 13W-3000K
1307-31-02 MEDIUM	 <p>Disponibili solo in vetro bianco Available in white glass only</p>	SH 45 x 45 x 27 h.	1,5	2,0	Led integrato/Led included
		ST 17 x 17 x 17 h.	2,3	2,7	 Led 13W-3000K
1307-31-01 SMALL	 <p>Disponibili solo in vetro bianco Available in white glass only</p>	SH 32 x 32 x 32 h.	1	1,5	Led integrato/Led included
		ST 17 x 17 x 17 h.	1,5	2,5	 Led 8W-3000K
1307-26-01	 <p>N° 4 VETRI Ø 20 N° 4 SHADES Ø 20</p>	4xSH 32 x 32 x 32 h.	1	1,5	Led integrato/Led included
		ST 41 x 41 x 137 h.	8	10	 Led 13W-3000K
1307-26-02	 <p>N° 4 VETRI Ø 30 N° 4 SHADES Ø 30</p>	4xSH 45 x 45 x 27 h.	2,3	2,7	Led integrato/Led included
		ST 41 x 41 x 137 h.	8	10	 Led 13W-3000K
1307-26-04	 <p>N° 2 VETRI Ø 20 N° 2 VETRI Ø 30 N° 4 SHADES Ø 20 N° 4 SHADES Ø 30</p>	2xSH 32 x 32 x 32 h.	1	1,5	Led integrato/Led included
		2xSH 45 x 45 x 27 h.	2,3	2,7	 Led 13W-3000K
		ST 41 x 41 x 137 h.	8	10	 Led 13W-3000K

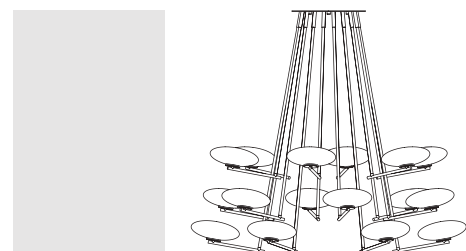
codice code	cavo elettrico cm electric cable cm	IMBALLO CM/PACKAGING CM SH = Shade ST = Structure	peso netto kg. net weight kg.	peso lordo kg. gross weight kg.	lampadina bulb
1307-42-01		4xSH 32 x 32 x 32 h.	1	1,5	Led integrato/Led included
		ST 30 x 45 x 65 h.	5	7	Led 13W-3000K
Disponibili solo in vetro bianco Available in white glass only					  

SU PROGETTO A RICHIESTA / ON DEMAND

1307-R-03 3 FORI	Nichel Nero/Bronzo Black Nickel/Bronze	
		

1307-A-03 Ø 40	A		03	02	1307-B-03 Ø 40	B		03	02	1307-C-03 Ø 40	C	
1307-D-03 Ø 40	D		03	02	1307-E-03 Ø 40	E		03	02	1307-F-03 Ø 40	F	

PRODUZIONE SPECIALI / CUSTOM MADE



A RICHIESTA: PROGETTO, PREZZI E TEMPI DI CONSEGNA
ON DEMAND: PROJECT, PRICES AND DELIVERY TIME

MoM Family Umberto Asnago 2016

Collezione di lampade a sospensione in cinque forme realizzate in vetro borosilicato :
 - finitura metallica ossidata opaca nei colori senape, blu avio, verde salvia, rosa cipria, sabbia, bianco e nero
 - trasparente
 Rosone a soffitto bianco o nero.
 A RICHIESTA: estensione cablaggio elettrico.

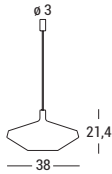


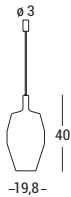


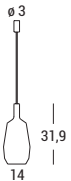


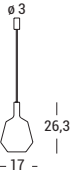


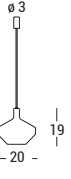


Collection of pendant lamps in five shapes made in borosilicate glass:
 - mat oxidized metallic finish in the colours mustard, blue avio, sage green, powder pink, sand, white and black
 - transparent
 Canopy in white or black varnished metal
 ON DEMAND : longer electrical cable

Hängeleuchte Kollektion in fünf Formen vorschlagen aus Borosilikatglas :
 - matte metallische oxidierte Ausführung in den Farben senf, avio blau, salbei grün, puder rosa, sand, weiß und schwarz
 - transparent
 Deckbefestigung aus weißem oder schwarzem lackiertem Metall
 AUF VERLANGEN: längere elektrische Kabel

Collection de suspensions en cinq formes en verre borosilicate :
 - finition métallique oxidé opaque dans les couleurs moutarde, bleu avio, vert sauge, rose poudre, sable, blanc et noir
 - transparent
 Rosace en metal verni blanc ou noir
 SUR DEMANDE : cable électrique plus long

Colección de lámparas de suspensión en cinco formas realizadas en cristal borosilicado:
 - Acabado metálico oxidado opaco en color mostaza, azul avio, verde salvia, rosa pálido, sabbia, blanco y negro
 - Transparente Rosetón a techo blanco o negro
 BAJO PEDIDO: extensión del cable eléctrico

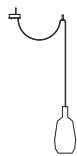
Sospensioni Pendant 1602

codice code		cavo elettrico cm electric cable cm	IMBALLO CM/PACKAGING CM SH = Shade ST = Structure	peso netto kg. net weight kg.	peso lordo kg. gross weight kg.	lampadine bulb	
1602-21 LOW		200	55 x 55 x 32,5 h.	1,8	3,5	 1 x 10W LED - E27 oppure/or  1 x max 60W Halo E27	CE \equiv
1602-22 TALL		200	37 x 37 x 62 h.	1,8	3,5	 1 x 10W LED - E27 oppure/or  1 x max 60W Halo E27	CE \equiv
1602-23 SLIM		200	27 x 27 x 52 h.	1	2,3	 1 x 10W LED - E27 oppure/or  1 x max 60W Halo E27	CE \equiv
1602-24 FATTY		200	27 x 27 x 37 h.	0,8	2	 1 x 5W LED - E14 oppure/or  1 x max 42W Halo E14	CE \equiv
1602-25 LITTLE		200	31 x 31 x 32 h.	0,8	2	 1 x 5W LED - E14 oppure/or  1 x max 42W Halo E14	CE \equiv

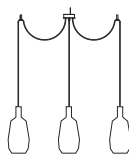
Esempi di installazione/Installation examples



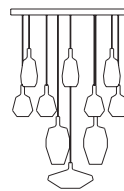
Singola
Single



Singola con decentramento
Single decentralized



Multiple con decentramento
Multiple decentralized



Composizione con piastra
Cluster with plate

Piastre e rosoni pag. 295
Plates and canopies pag. 295

New Classic

Umberto Asnago 2003/2008

Lampade con struttura in metallo nichel antracite opaco e vetro soffiato nei colori: trasparente, fumé, ambra, ametista, rubino, zaffiro, verde oliva. Paralumi intercambiabili in varie misure nei tessuti della collezione, **escluso plissé seta a mano**. Chiusura superiore totale in plexiglas per lampada da tavolo.

Lamps with structure in opaque anthracite nickel and blown glass in the following colours: transparent, fumé, amber, amethyst, ruby, sapphire, olive-green. Interchangeable shades in different sizes in the fabrics of the collection, **hand-made silk plissé excluded**. Complete top closure in plexiglas for table lamp only.



















Lampen mit Struktur aus matt Anthrazit Nickel matt Anthrazit und geblasenem Glas in den Farben: transparent, fumé, bernsteinfarbig, Amethyst, Rubinrot, Saphirblau, Olivgrün. Austauschbare Schirme in verschiedenen Formen in den Stoffen der Kollektion, **handgefertigte Seide plissé nicht einschliesslich**. Ganze Oberabdeckung aus Plexiglas für Tischleuchte.

Lampes avec structure en métal nickel opaque anthracite et verre soufflé dans les couleurs: transparent, fumé, ambre, amethyst, rubis, saphir, vert-olive. Abats-jour interchangeables en différentes formes dans les tissus de la collection, **plissé soie à main pas inclus**. Fermeture supérieure complète en plaxiglas pour les lampes à poser.

Lámparas con estructura en níquel antracita opaco y vidrio soplado en los colores: transparente, fumé, ámbar, amatista, rubí, zafiro, olive. Pantallas intercambiables en varias medidas en los tejidos de la colección, **excepto plissé de seda hecho a mano**. Cierre superior total en plexiglas por lampara de mesa.


0204-5-6


Tavolo Table


codice code	cavo elettrico cm electric cable cm	IMBALLO CM/PACKAGING CM SH = Shade ST = Structure	peso netto kg. net weight kg.	peso lordo kg. gross weight kg.	lampadina bulb
0204-00 BON TON	160	A = SH 55 x 55 x 35 h.	0,5	1,7	 1 x 10W LED - E27 oppure/or  1 x max 100W - E27 Halo/Fluo    
		B = SH 41 x 41 x 53 h.	0,5	1,7	
		C = SH 55 x 55 x 35 h.	0,5	1,7	
		ST 25 x 25 x 70 h.	2,5	3,5	
0205-00 DESIR	160	A = SH 55 x 55 x 35 h.	0,5	1,7	 1 x 10W LED - E27 oppure/or  1 x max 100W - E27 Halo/Fluo    
		B = SH 41 x 41 x 53 h.	0,5	1,7	
		C = SH 55 x 55 x 35 h.	0,5	1,7	
		ST 25 x 25 x 53 h.	2,5	3,5	
0206-00 PASCIA	160	A = SH 55 x 55 x 35 h.	0,5	1,7	 1 x 10W LED - E27 oppure/or  1 x max 100W - E27 Halo/Fluo    
		B = SH 41 x 41 x 53 h.	0,5	1,7	
		C = SH 55 x 55 x 35 h.	0,5	1,7	
		ST 36 x 36 x 60 h.	3,7	5	

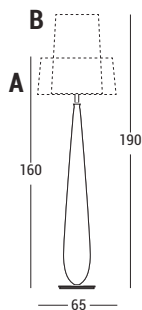
Lampadina esclusa / Bulb not included

Varianti paralumi:
Available shades:

A  semicono
semicone

B  cilindro medio
medium cylinder

C  cilindro basso
low cylinder

codice
codecavo elettrico cm
electric cable cmIMBALLO CM/PACKAGING CM
SH = Shade ST = Structurepeso netto kg.
net weight kg.peso lordo kg.
gross weight kg.lampadina
bulb0204-10
BON TON

170

A = SH 70 x 70 x 35 h.

0,7

3

B = SH 49 x 49 x 78 h.

0,5

3

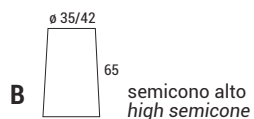
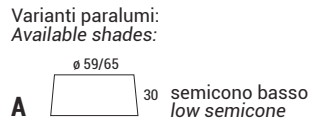
ST 40 x 40 x 148 h.

10,0

16

1 max 100/150W
E27 Halo

Lampadina esclusa / Bulb not included

Varianti paralumi:
Available shades:

Polar Umberto Asnago 2011

Lampade da terra e tavolo con struttura in nickel satinato o bronzo. Diffusore in vetro soffiato opalino bianco.

Floor and table lamps with structure in satin nickel metal or bronze. Shade in white opal blown glass.







Steh- und Tischleuchten mit Struktur aus satiniertem Nickel Metall oder Bronze. Schirm aus opalweissem geblasenem Glas.

Lampadaires et lampes à poser avec structure en metal nickel satiné ou bronze. Abat-jour en verre soufflé blanc opaline.

Lámparas de pie y sobremesa con estructura en bronce y níquel satinado. Difusor de cristal soplado blanco.




1106

Tavolo Table

codice code	cavo elettrico cm electric cable cm	IMBALLO CM/PACKAGING CM SH = Shade ST = Structure	peso netto kg. net weight kg.	peso lordo kg. gross weight kg.	lampadina bulb
1106-03 LARGE	180	SH 45 x 45 x 30 h. ST 69 x 52 x 34 h.	2,0 6,5	3,5 7,5	Led integrato non sostituibile/ Led included not replaceable  LED 28,8W-2700K  Dimmer CE 
1106-01 SMALL	180	45 x 45 x 30 h.	3,5	4,8	 1 x max 70W E27 Halo  Dimmer CE 

Lampadina esclusa / Bulb not included

Terra Floor

1106-10	180	SH 45 x 45 x 147 h. SH 21 x 31 x 162 h. BA 45 x 45 x 27 h.	21,5	25	Led integrato non sostituibile/ Led included not replaceable  LED 58W-2700K  Dimmer CE 
----------------	-----	--	------	----	---

Taaac

Umberto Asnago 2009

Lampada da terra con base in metallo nero gofrato e struttura in espanso termoplastico lucido o rivestita in cuoio.

Finitura:
 • espanso termoplastico lucido: bianco, nero
 • **cuoio** tinta unita o bicolore: bianco, nero, testa di moro, beige, tortora, avorio.
Orientabile 360°.
Luce LED superiore ed inferiore con accensione separata con telecomando.

Floor lamp with base in embossed black metal and structure in glossy thermoplastic expansion or covered with leather.

Finishing:
 • glossy thermoplastic expansion: white, black
 • **leather** one colour or two colours: white, black, testa di moro, beige, tortora, ivory.
360° adjustable.
Upper and lower separated LED lighting with remote control.

Stehleuchte mit Sockel aus schwarzem gaufriertem Metal und Struktur aus glänzender thermoplastischer Expansion oder mit Leder bezogen.

Ausführung:
 • glänzende thermoplastische Expansion: Weiß, Schwarz,
 • **Leder** Einfarbig oder Zweifarbig: Weiß, Schwarz, Testa di moro, Beige, Tortora, Elfenbein.
360° drehbare.
Ober- und Unterlicht LED mit getrennter Zündung mit Fernsteuerung.

Lampadaire avec base en métal noir gaufré et structure en expansion thermoplastique polie ou recouverte en cuir.



Finition:
 • Expansion thermoplastique polie: blanc, noir
 • **Cuir** teinte unie ou bicolore: blanc, noir, testa di moro, beige, tortora, ivoire.
Orientable 360°.
LED supérieur et inférieur avec allumage séparée par télécommande.

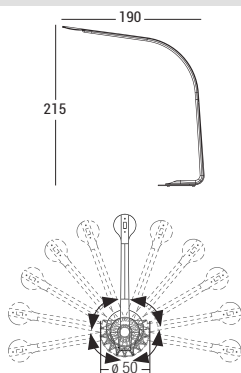
Lámparas de pie con base en metal negro gofrado y estructura en expansión termoplástica brillante o revestida en cuero.

Acabado:
 • expansión termoplástica brillante: blanco, negro
 • **cuero** un solo color o dos colores: blanco, negro testa di moro, beige, tortora, marfil.
Orientable 360°.
LED superior y inferior con telecomando.

0808

Terra Floor

codice code	cavo elettrico cm electric cable cm	IMBALLO CM/PACKAGING CM SH = Shade ST = Structure	peso netto kg. net weight kg.	peso lordo kg. gross weight kg.	lampadina bulb
0808-10	250	SUP. 226x35x100 h. INF. 66x58x130 h.	SUP. 8 INF. 28	SUP. 20 INF. 38	Led integrato non sostituibile/ Led included not replaceable  SUP. LED 3W-3500K  INF. LED 25W- 2900/5000K



Tic&Toc Umberto Asnago 2013

Lampade con struttura in metallo nichel antracite opaco e vetro soffiato nei colori: trasparente, ametista, fumé, rubino, zaffiro, oliva, ámbar. Paralumi intercambiabili nelle forme e nei tessuti della collezione. **Escluso plissé seta a mano.** Disponibile diffusore semicono alto in vetro nei colori previsti per le basi.

Lamps with structure in opaque anthracite nickel and blown glass in the following colours: transparent, amethyst, fumé, ruby, sapphire, olive-green, amber. Interchangeable shades in different sizes in the fabrics of the collection. **Hand-made silk plissé excluded.** High semicone shade available in glass in the same colours of the base.

Lampen mit Struktur aus matt anthrazit Nickel und geblasenem Glas in den Farben: transparent, Amethyst, Fumé, Rubinrot, Saphirblau, Olivgrün, bernsteinfarbig. Austauschbare Schirmen in verschiedenen Formen in den Stoffen der Kollektion. **Handgefertigte Seide plissé nicht einschliesslich.** Hoch halbkegel Schirm auch aus Glas in den selben Farben von den Fuß lieferbar.

Lampes avec structure en métal nickel opaque anthracite et verre soufflé dans les couleurs: transparent, amethyst, fumé, rubis, saphir, vert-olive, ambre. Abats-jour interchangeables en formes différentes dans les tissus de la collection. **Plissé soie à main pas inclus.** L'abat-jour semicone haute peut être aussi disponible en verre dans les meme couleurs du pied.

Lámparas con estructura en metal níquel antracita opaco y cristal soplado en los colores: transparente, amatista, humo, rubí, zafiro, olive, ámbar. Pantallas intercambiables en las formas y nuevos tejidos de la colección. **Excepto plissé de seda hecho a mano.** Disponible difusor en vidrio en los colores previstos para las bases.

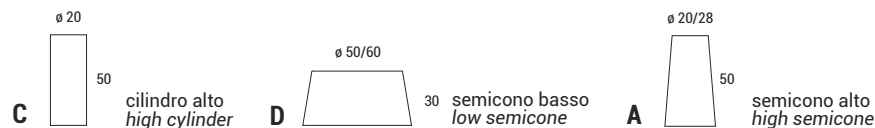
1303 - 1304

Tavolo Table

codice code	cavo elettrico cm electric cable cm	IMBALLO CM/PACKAGING CM SH = Shade ST = Structure	peso netto kg. net weight kg.	peso lordo kg. gross weight kg.	lampadina bulb	€ iva esclusa € tax not included
1303-00 TIC	80	SH 40 x 40 x 60 h. ST 31 x 31 x 102 h.	3,5	5	1 x 10W LED - E27 oppure/or 1 x max 100W - E27 Halo/Fluo	CE □ ▽
					diffusore tessuto fabric shade	
1304-00 TOC	85	SH 70 x 70 x 35 h. SH 40 x 40 x 60 h. ST 49 x 49 x 78 h.	2	4,5	1 x 10W LED - E27 oppure/or 1 x max 100W - E27 Halo/Fluo	CE □ ▽
					diffusore tessuto fabric shade	

Lampadina esclusa / Bulb not included

Varianti paralumi:
Available shades:



Tocco

M+K design 2005

Lampade realizzate interamente in legno tinto wengé o rovere sbiancato. Pyrex interno.

Lamps in wood stained wengé or bleached oak. Inside pyrex.

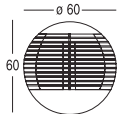


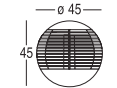


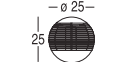

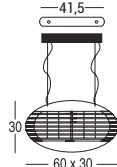

Lampen aus Wengéfarbig- oder Bleicheichefarbigholz. Innenpyrex.

Lampes en bois teinté wengé ou chène blanchi. Pyrex à l'intérieur.

Lámparas realizadas completamente en madera tintada wengé o roble blanqueado. Pyrex interior.

0405

Tavolo Table

codice code		cavo elettrico cm electric cable cm	IMBALLO CM/PACKAGING CM SH = Shade ST = Structure	peso netto kg. net weight kg.	peso lordo kg. gross weight kg.	lampadina bulb	
0405-04-00 MAXI ROUND		200	72 x 72 x 70 h. + pyrex 30 x 30 x 30 h.	25	34	 1 x max 250W E27 Halo  Dimmer	CE □ ▽
0405-03-00 LARGE ROUND		200	68 x 68 x 51 h.	10	13,8	 1 x max 150W E27 Halo  Dimmer	CE □ ▽
0405-02-00 MEDIUM ROUND		160	55 x 42 x 37 h.	2	3,5	 1 x max 60W E14 Halo	CE □ ▽
0405-23-20 OVAL		200	68 x 68 x 48 h.	6,5	9,5	 2 x max 60W E27 sfera Halo	CE □ ▽

Sospensioni Pendant

Lampadina esclusa / Bulb not included

Tosca

Umberto Asnago 2006

Lampade con struttura in metallo nickel antracite opaco o bronzo. Diffusore in vetro bianco opale o nei tessuti della collezione con chiusura superiore in plexiglas.

Lamps with structure in opaque anthracite nickel or bronze. Shade in opal white glass or in the fabrics of the collection with top closure in plexiglas.

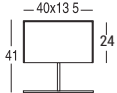


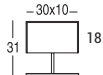


Lampen mit Struktur aus matt anthrazit Nickel oder bronze. Schirm aus weißem Opalglas oder in den verschiedenen Stoffen der Kollektion mit oberer Abdeckung aus Plexiglas.

Lampes avec structure en métal nickel opaque anthracite ou bronze. Abat-jour en verre opale blanc ou dans le tissu de la collection avec fermeture supérieure en plexiglas.

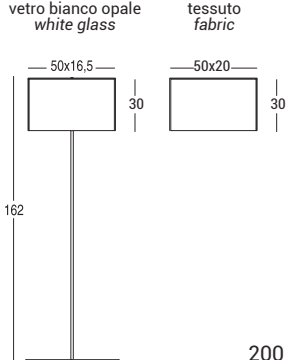


Lámparas con estructura en níquel antracita opaco o bronzo. Difusor en vidrio opal blanco o en los tejidos de la colección con cierre superior en plexiglas.

0601

Tavolo Table

codice code	cavo elettrico cm electric cable cm	IMBALLO CM/PACKAGING CM SH = Shade ST = Structure	peso netto kg. net weight kg.	peso lordo kg. gross weight kg.	lampadina bulb	
Non realizzabile in PVC e pergamena Not available in PVC and parchment						
0601-03 LARGE	tessuto/vetro bianco opale fabric/white glass		SH 26 x 36 x 50 h.	tessuto-fabric 0,5	1,5	 2 x 5W LED - E14 oppure/or  2 x max 60W - E14 Halo/Fluo
			ST 55 x 55 x 35 h.	vetro-glass 5,5	6,5	
0601-01 SMALL	tessuto/vetro bianco opale fabric/white glass		SH 20 x 30 x 40 h.	tessuto-fabric 0,3	1,3	 2 x 5W LED - E14 oppure/or  2 x max 60W - E14 Halo/Fluo
			ST 45 x 45 x 27 h.	vetro-glass 2,5	3,5	
Non realizzabile in PVC e pergamena Not available in PVC and parchment						

Terra Floor

Non realizzabile in PVC e pergamena Not available in PVC and parchment							
0601-10	vetro bianco opale white glass	tessuto fabric		SH 30 x 45 x 65 h.	tessuto-fabric 0,8	3,3	 2 x max 100W E27 Halo  Dimmer
				ST 30 x 60 x 176 h.	vetro-glass 7,5	10	

Lampadina esclusa / Bulb not included

Wonder

Bartoli Design 2015

Lampada a sospensione con struttura in metallo nei colori: oro opaco, rame opaco o grafite opaco.

Diffusore in vetro borosilicato trasparente o fumé, disponibile in tre dimensioni: large, medium e mini.

Rosone singolo nelle stesse finiture della struttura.

Utilizzabile come elemento singolo o multiplo.

Pendant with metal structure in the colours: mat gold, mat copper or mat graphite.

Shade in transparent or fume borosilicate glass, supplied in three sizes: large, small and mini. Single canopy in the same finishes of the structure

Available as single element or in cluster.

Hängeleuchte mit Struktur aus Metall in den Farben:

mattGold, mattKupfer, mattGraphite. Schirm

aus transparentem oder fumé Borosilikatglas, als

groesse, kleine und mini Lampen lieferbar. Einzelne

Deckbefestigung in den selben Farben der Struktur.

Aus einzelne Element oder als Zusammenstellung erhältlich.

Suspension avec structure en metal dans les couleurs:

dorée mat, cuivre mat, graphite mat. Abat-jour en

verre borosilicate transparent ou fumé, disponible dans

3 tailles: grande, petite ou mini. Rosace individuelle

dans les memes couleurs de la structure. On peut les

utiliser individuellement ou en composition.

Lámpara de suspensión con estructura metálica

en los colores: oro opaco, cobre opaco, grafito

opaco. Difusor en vidrio borosilicado transparente o fumé, disponible en tres

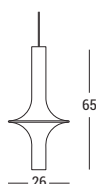

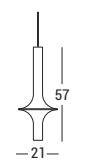

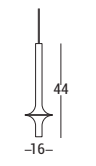


dimensiones: grande, media y mini. Roseton individual

en el mismo acabado de la estructura. Utilizable

como elemento individual o múltiple. Rosetón a techo blanco.

1504

Sospensioni Pendant

codice code		cavo elettrico cm electric cable cm	IMBALLO CM/PACKAGING CM SH = Shade ST = Structure	peso netto kg. net weight kg.	peso lordo kg. gross weight kg.	lampadine bulb
1504-23 LARGE		200	40 x 40 x 75 h.	1,2	3,2	Led integrato non sostituibile/ Led included not replaceable  1 x 6W LED CE \equiv
1504-21 MEDIUM		200	31 x 31 x 82 h.	0,9	2,8	Led integrato non sostituibile/ Led included not replaceable  1 x 6W LED CE \equiv
1504-20 MINI		200	23 x 23 x 70 h.	0,8	2,5	Led integrato non sostituibile/ Led included not replaceable  1 x 6W LED CE \equiv
1504-ROSONE						

Rosone a soffitto con alimentatore
Ceiling canopy with power source

Esempi di installazione/Installation examples



Singola
Single



Composizione con piastra
Cluster with plate

Piastre e rosoni pag. 298
Plates and canopies pag. 298

Wood

Nicola Gallizia 2000

Lampade rotonde o quadrate in legno tinto wengé, rovere sbiancato o miele. Diffusore disponibile nelle seguenti versioni:

- interamente in legno in tinta alla base;
- telaio in legno e tessuti: shantung, lino grezzo, linone e raso di seta;

A richiesta per quantitativi (min 10 pz):

- telaio in metallo e tessuti della collezione.
- chiusura superiore in plexiglas

Round or square lamps in wood stained wengé, bleached oak or honey colour. Shade available in the following versions:

- completely in wood in the same staining of the base;
- wooden frame with the fabrics: shantung, unbleached linen, linen and silk satin;

On demand for quantity (min 10 pcs):

- metal frame with the fabrics of the collection.
- top closure in plexiglas

Rund- oder Eckigelamp aus Wengé- Bleicheichefarbig oder Honigfarbigholz.

Schirm in den folgenden Modellen erhältlich:

- komplett aus Holz in derselben Farbe der Sockel;
- Holzgestell mit den Stoffen: Shantung, grezzo Leinen, Leinen und seide Satin;

Auf Anfrage für Menge (min 10 stk):

- Metallgestell mit den Stoffen der Kollektion.
- Oberer Abdeckung aus plexiglas

Lampes rondes ou carrées en bois teinté wengé, chêne blanchi ou couleur miel.

Abat-jour disponibles dans les versions suivantes :

- complètement en bois dans la même teinte de la base;
- cadre en bois avec les tissus: shantung, lin grezzo, lin et soie satin;

Sur demande pour quantité (min 10 pcs):

- cadre en métal avec les tissus de la collection.
- avec fermeture supérieure en plexiglas

Lámparas redondas o cuadradas en madera tintada wengé, roble o color miel.

Difusor disponible en las siguientes versiones:

- completamente en madera con el mismo color de la base;
- marco en madera y en los tejidos: shantung, lino grezzo, lino y raso de seda;

Bajo pedido para cantidades (min 10 pcs):

- marco en metal y en los tejidos de la colección.
- cierre superior en plexiglas

0132

Tavolo Table

Terra Floor

Sospensioni Pendant

codice code	cavo elettrico cm electric cable cm	IMBALLO CM/PACKAGING CM SH = Shade ST = Structure	peso netto kg. net weight kg.	peso lordo kg. gross weight kg.	lampadina bulb
0132-03 LARGE		SH 55 x 55 x 35 h.	1,5	3,5	1 x 10W LED - E27 oppure/or 1 x max 100W - E27 Halo
		ST 37 x 37 x 48 h.	1	1,8	
0132-01 SMALL		SH 31 x 31 x 62 h.	1,5	2,3	1 x 5W LED - E14 oppure/or 1 x max 60W - E14 Halo
		ST 40 x 40 x 170 h.	3	5	
0132-10		SH 55 x 55 x 35 h.	1,5	3,5	Max 1x150W E27 Halo
		ST 40 x 40 x 170 h.	3	5	
0132-20		SH 55 x 55 x 35 h.	1,7	3,7	1 x 10W LED - E27 oppure/or 1 x max 100W - E27 Halo/Fluo
		ST 37 x 37 x 48 h.	1	1,8	

Lampadina esclusa / Bulb not included

Woody

Umberto Asnago

1406

Lampade a sospensione realizzata in: legno massello noce canaletto o in marmo bianco Carrara.

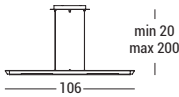


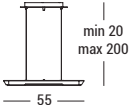


Pendants lamp in solid walnut wood or in Carrara white marble

Haengeleuchten aus Nussbaumholz oder in weissem Carrara Marmor

Suspensions en bois noix ou en marbre de Carrara blanc

Lámparas de suspensión realizada en: madera de nogal canaletto o en mármol blanco Carrara.

Sospensioni | Pendant

codice code		cavo elettrico cm electric cable cm	IMBALLO CM/PACKAGING CM SH = Shade ST = Structure	peso netto kg. net weight kg.	peso lordo kg. gross weight kg.	lampadina bulb	
1406-23 LARGE		200	135 x 25 x 25 h.	4 8	6 10	Led integrato non sostituibile/ Led included not replaceable  12W - 24V LED 3000K	CE 
1406-21 SMALL		200	85 x 25 x 25 h.	3 6	5 8	Led integrato non sostituibile/ Led included not replaceable  24,5W - 24V LED 3000K	CE 

Sospensioni tessuto / Fabric pendants

Sospensioni con struttura in metallo rivestita con i tessuti della collezione. **Escluso PVC specchiato e plissé seta a mano.**

Cablaggio elettrico con rosace nichel satinato, cavo acciaio e filo trasparente.

A RICHIESTA:

- estensione cablaggio elettrico
- chiusura superiore per \varnothing da 60 a 100

Pendants with metal structure covered with the fabrics of the collection. **Hand-made silk plissé and mirroring PVC excluded.**

Electrical wiring with nickel satin canopy, steel hanging cable and transparent electrical cable.

ON DEMAND:

- longer electrical and hanging cables
- upper closure from \varnothing 60 to 100

Hängeleuchte mit Struktur aus Metall mit den Stoffen der Kollektion bezogen.

Handgefertigte Seide plissé und Spiegel - PVC nicht einschliesslich. Elektrische Verkabelung mit Deckfestigung Nickel satiniert, Hängkabel aus Stahl und Transparentelektroskabel.

AUF VERLANGEN:

- längere elektrische und Hängkabel
- Obenerabdeckung von \varnothing 60 zu 100

Suspensions avec structure en métal revêtue avec les tissus de la collection.

Plissé soie à main et PVC réfléchissant pas inclus. Câblage électrique avec rosace calotte en nickel satiné, câble de support en acier et câble électrique transparent.

SUR DEMANDE:

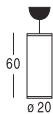





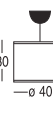


- câbles électriques et de suspension plus longs
- Fermeture supérieure du \varnothing 60 à 100

Lámparas de techo con estructura en metal recubierto en los tejidos de la colección. **Excepto plissé de seda hecho a mano y PVC espejado.** Cableado eléctrico con roseton níquel satinado, cable de fijación en acero y cable eléctrico transparente.







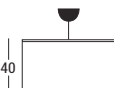


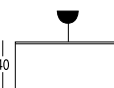


A PEDIDO:

- cables eléctricos y colgantes más largos
- Cierre superior de \varnothing 60 a 100

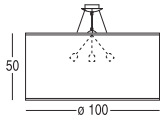
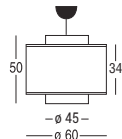
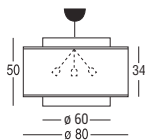
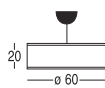
Sospensioni Pendant

codice code	cavo elettrico cm electric cable cm	IMBALLO CM/PACKAGING CM SH = Shade ST = Structure	peso netto kg. net weight kg.	peso lordo kg. gross weight kg.	lampadina bulb
 <p>9229-20-54 CYLINDER</p>	200	31 x 31 x 82 h.	0,9	2,3	 <p>1 x 10W LED - E27 oppure/or</p>  <p>1 x max 100W - E27 Halo/Fluo</p>
 <p>9229-20-57 CYLINDER</p>	200	41 x 41 x 53 h.	0,9	2,5	 <p>1 x 10W LED - E27 oppure/or</p>  <p>1 x max 100W - E27 Halo/Fluo</p>
 <p>9229-20-58 CYLINDER</p>	200	51 x 51 x 53 h.	0,95	2,6	 <p>1 x 10W LED - E27 oppure/or</p>  <p>1 x max 100W - E27 Halo/Fluo</p>

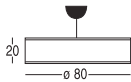


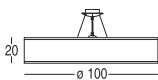





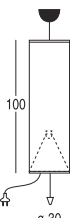


Lampadina esclusa / Bulb not included

codice code	cavo elettrico cm electric cable cm	IMBALLO CM/PACKAGING CM SH = Shade ST = Structure	peso netto kg. net weight kg.	peso lordo kg. gross weight kg.	lampadina bulb
 9229-20-59 CYLINDER	200	55 x 55 x 35 h.	1	3	 1 x 10W LED - E27 oppure/or  1 x max 100W - E27 Halo/Fluo
 9229-20-60 CYLINDER	200	Variante a richiesta: chiusura inferiore parziale in tessuto +10% cablaggio 3 lampadine + € 80,00 iva escl. On demand: partial fabric bottom closure +10% 3 bulbs + € 80,00 iva escl.	1,3	5	 1 x 10W LED - E27 oppure/or  1 x max 100W - E27 Halo/Fluo
 9229-20-61 CYLINDER	200	Variante a richiesta: chiusura inferiore parziale in tessuto +10% cablaggio 3 lampadine + € 80,00 iva escl. On demand: partial fabric bottom closure +10% 3 bulbs + € 80,00 iva escl.	1,4	6	 1 x 10W LED - E27 oppure/or  1 x max 100W - E27 Halo/Fluo
 9229-20-62 CYLINDER	200	Variante a richiesta: chiusura inferiore parziale in tessuto +10% cablaggio 3 lampadine + € 80,00 iva escl. On demand: partial fabric bottom closure +10% 3 bulbs + € 80,00 iva escl.	3	11	 1 x 10W LED - E27 oppure/or  1 x max 100W - E27 Halo/Fluo







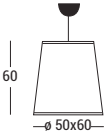





Lampadina esclusa / Bulb not included

codice code	cavo elettrico cm electric cable cm	IMBALLO CM/PACKAGING CM SH = Shade ST = Structure	peso netto kg. net weight kg.	peso lordo kg. gross weight kg.	lampadina bulb
 <p>9229-20-63 CYLINDER</p>	200	107 x 107 x 62 h.	4	14	<p>Varianti a richiesta: chiusura inferiore parziale in tessuto +10% On demand: partial fabric bottom closure +10%</p> <p>3 x 10W LED - E27 oppure/or 3 x max 100W - E27 Halo/Fluo</p>
 <p>9229-20-40 DOUBLE CYLINDER</p>	200	65 x 65 x 65 h.	3	6,5	<p>1 x 10W LED - E27 oppure/or 1 x max 100W - E27 Halo/Fluo</p>
 <p>9229-20-41 DOUBLE CYLINDER</p>	200	87 x 87 x 58 h.	4	7	<p>3 x 10W LED - E27 oppure/or 3 x max 100W - E27 Halo/Fluo</p>
 <p>0604-20-64 LOW CYLINDER</p> <p>Chiusura inferiore totale in plexiglass. Complete bottom closure in plexiglass.</p>	200	65 x 65x 26 h.	3,5	6	<p>3 x 10W LED - E27 oppure/or 3 x max 100W - E27 Halo/Fluo</p>

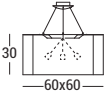
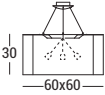
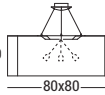
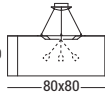
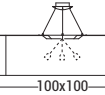
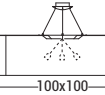
Lampadina esclusa / Bulb not included

codice code	cavo elettrico cm electric cable cm	IMBALLO CM/PACKAGING CM SH = Shade ST = Structure	peso netto kg. net weight kg.	peso lordo kg. gross weight kg.	lampadina bulb
 <p>0604-20-65 LOW CYLINDER</p> <p>Chiusura inferiore totale in plexiglas. Complete bottom closure in plexiglas.</p>	200	84 x 84 x 26 h.	4	9	 <p>3 x 10W LED - E27 oppure/or</p>  <p>3 x max 100W - E27 Halo/Fluo</p>
 <p>0604-20-66 LOW CYLINDER</p> <p>Chiusura inferiore totale in plexiglas. Complete bottom closure in plexiglas.</p>	200	106 x 106 x 27 h.	6	10	 <p>3 x 10W LED - E27 oppure/or</p>  <p>3 x max 100W - E27 Halo/Fluo</p>
 <p>0610-20-53 HIGH CYLINDER</p> <p>Non realizzabile in canapa. Not available in hemp.</p>	200	33 x 33 x 124 h.	2	4	 <p>1 x 10W LED - E27 oppure/or</p>  <p>1 x max 100W - E27 Halo/Fluo</p>
 <p>0605-20-53 HIGH CYLINDER</p> <p>Non realizzabile in canapa. Supporto a soffitto con saliscendi, contrappeso e cablaggio elettrico con alimentazione dal basso. Not available in hemp. Adjustable height system, hanging weight and electrical wiring with feeding from down.</p>	200	33 x 33 x 124 h.	2	4	 <p>1 x 10W LED - E27 oppure/or</p>  <p>1 x max 100W - E27 Halo/Fluo</p>

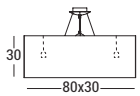


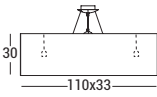


Lampadina esclusa / Bulb not included

codice code	cavo elettrico cm electric cable cm	IMBALLO CM/PACKAGING CM SH = Shade ST = Structure	peso netto kg. net weight kg.	peso lordo kg. gross weight kg.	lampadina bulb
 9229-20-31 LOW SEMICONE	200	68 x 68 x 51 h.	1,2	4	 1 x 10W LED - E27 oppure/or  1 x max 100W - E27 Halo/Fluo
 9229-20-32 HIGH SEMICONE	200	68 x 68 x 51 h.	1,2	4	 1 x 10W LED - E27 oppure/or  1 x max 100W - E27 Halo/Fluo
 9229-20-33 LARGE SEMICONE	200	65 x 65 x 65 h.	2,5	5,2	 1 x 10W LED - E27 oppure/or  1 x max 100W - E27 Halo/Fluo
 9229-20-10 SQUARE Non realizzabile in PVC Not available in PVC	200	55 x 55 x 35 h.	1,6	3	 1 x 10W LED - E27 oppure/or  1 x max 100W - E27 Halo/Fluo

Lampadina esclusa / Bulb not included

codice code		cavo elettrico cm electric cable cm	IMBALLO CM/PACKAGING CM SH = Shade ST = Structure	peso netto kg. net weight kg.	peso lordo kg. gross weight kg.	lampadina bulb	
1005-20-14D SQUARE		200	67 x 67 x 51 h.	3,5	6,0	3 x 10W LED - E27 oppure/or	CE \perp ∇
	Chiusura inferiore totale in plexiglas. Complete bottom closure in plexiglas.					3 x max 100W - E27 Halo/Fluo	
1005-20-14 SQUARE		200	67 x 67 x 51 h.	3,5	6,0	3 x 10W LED - E27 oppure/or	CE \perp ∇
	Chiusura inferiore parziale in tessuto. Partial fabric bottom closure.					3 x max 100W - E27 Halo/Fluo	
1005-20-15D SQUARE		200	87 x 87 x 58 h.	4,0	9,0	3 x 10W LED - E27 oppure/or	CE \perp ∇
	Chiusura inferiore totale in plexiglas. Complete bottom closure in plexiglas.					3 x max 100W - E27 Halo/Fluo	
1005-20-15 SQUARE		200	87 x 87 x 58 h.	4,0	9,0	3 x 10W LED - E27 oppure/or	CE \perp ∇
	Chiusura inferiore parziale in tessuto. Partial fabric bottom closure.					3 x max 100W - E27 Halo/Fluo	
1005-20-16D SQUARE		200	107 x 107 x 62 h.	6,0	10,0	3 x 10W LED - E27 oppure/or	CE \perp ∇
	Chiusura inferiore totale in plexiglas. Complete bottom closure in plexiglas.					3 x max 100W - E27 Halo/Fluo	
1005-20-16 SQUARE		200	107 x 107 x 62 h.	6,0	10,0	3 x 10W LED - E27 oppure/or	CE \perp ∇
	Chiusura inferiore parziale in tessuto. Partial fabric bottom closure.					3 x max 100W - E27 Halo/Fluo	

Lampadina esclusa / Bulb not included

codice code	cavo elettrico cm electric cable cm	IMBALLO CM/PACKAGING CM SH = Shade ST = Structure	peso netto kg. net weight kg.	peso lordo kg. gross weight kg.	lampadina bulb
 <p>1004-20-20 OVAL</p>	200	100 x 37 x 44 h.	3,0	7,0	 <p>2 x 10W LED - E27 oppure/or</p>  <p>2 x max 100W - E27 Halo/Fluo</p>
 <p>1004-20-21 OVAL</p>	200	130 x 37 x 44 h.	4,0	9,0	 <p>2 x 10W LED - E27 oppure/or</p>  <p>2 x max 100W - E27 Halo/Fluo</p>

Variante a richiesta:
Chiusura inferiore parziale
in tessuto +10%.
On demand:
Partial fabric bottom closure +10%.

Variante a richiesta:
Chiusura inferiore parziale
in tessuto +10%.
On demand:
Partial fabric bottom closure +10%.

CE  

CE  

Lampadina esclusa / Bulb not included

Extra Large

Grazie alla flessibilità della nostra produzione, siamo in grado di sviluppare e realizzare anche progetti custom made.
- Finitura plissé seta a mano e Club House - prezzo a richiesta

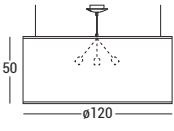


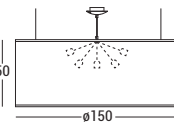


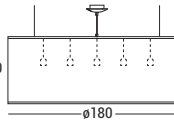


Thanks to the flexibility of our production, we are able to develop and realize also custom made projects.
- Hand-made silk plissé and Club House finishing - price on demand

Dank an der Flexibilität unserer Produktion, sind wir in der Lage, Projekte Custom Made zu entwickeln und umsetzen.
- Hand-fertigte Seide plissé und Club House Fertigbehandlung - Preise auf Verlangen

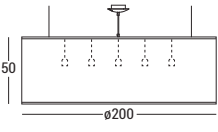





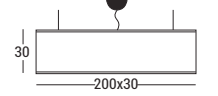











Merci à la flexibilité de notre production, nous sommes en mesure de développer et réaliser des projets custom made.
- Finition plissé de soie à main et Club House - prix sur demande

Gracias a la flexibilidad de nuestra producción, somos capaces de desarrollar y realizar proyectos a medida.
- Acabado plissé de seda hecho a mano y Club House - precio a pedido.

Sospensioni Pendant

codice code		cavo elettrico cm electric cable cm	IMBALLO CM/PACKAGING CM SH = Shade ST = Structure	peso netto kg. net weight kg.	peso lordo kg. gross weight kg.	lampadina bulb	
1025-20-50 CYLINDER			Non realizzabile in PVC Not available in PVC				
		200	140 x 140 x 70 h.	6	18	 3 x 10W LED - E27	CE ± F
	Chiusura inferiore parziale in tessuto. Partial fabric bottom closure.	200	140 x 140 x 70 h.	6,4	18,4	 3 x max 100W - E27	CE ± F
1030-20-50 CYLINDER			Non realizzabile in PVC Not available in PVC				
		200	170 x 170 x 70 h.	8,0	27	 5 x 10W LED - E27	CE ± F
	Chiusura inferiore parziale in tessuto max diam 130. Partial fabric bottom closure max diam 130.	200	170 x 170 x 70 h.	8,5	27,5	 5 x max 100W - E27	CE ± F
1031-20-50 CYLINDER			Non realizzabile in PVC Not available in PVC				
		200	200 x 200 x 70 h.	14,0	36,0	 8 x 10W LED - E27	CE ± F
	Chiusura inferiore parziale in tessuto max diam 130. Partial fabric bottom closure max diam 130.	200	200 x 200 x 70 h.	14,8	36,8	 8 x max 100W - E27	CE ± F
			Non realizzabile in PVC Not available in PVC				
	Chiusura inferiore totale in plexiglas. Complete bottom closure in plexiglas.	200	200 x 200 x 70 h.	17,0	39,0		CE ± F

Lampadina esclusa / Bulb not included

codice code	cavo elettrico cm electric cable cm	IMBALLO CM/PACKAGING CM SH = Shade ST = Structure	peso netto kg. net weight kg.	peso lordo kg. gross weight kg.	lampadina bulb			
1032-20-50 CYLINDER		Non realizzabile in PVC Not available in PVC	200	225 x 225 x 70 h.	18,0	41,0	 8 x 10W LED - E27 oppure/or  8 x max 100W - E27 Halo/Fluo	  
	Chiusura inferiore parziale in tessuto max diam 130. Partial fabric bottom closure max diam 130.	Non realizzabile in PVC Not available in PVC	200	225 x 225 x 70 h.	18,9	41,9		
	Chiusura inferiore totale in plexiglas. Complete bottom closure in plexiglas.	Non realizzabile in PVC Not available in PVC	200	225 x 225 x 70 h.	22,0	45,0		
1033-20-80 RECTANGULAR		Non realizzabile in PVC Not available in PVC	200	220 x 45 x 40 h.	7,0	14,0	 4 x 10W LED - E27 oppure/or  4 x max 100W - E27 Halo/Fluo	  
	Chiusura inferiore totale in plexiglas. Complete bottom closure in plexiglas.	Non realizzabile in PVC Not available in PVC	200	220 x 45 x 40 h.	7,0	14,0		
1034-20-80 RECTANGULAR		Non realizzabile in PVC Not available in PVC	200	270 x 45 x 40 h.	9,0	20,0	 4 x 10W LED - E27 oppure/or  4 x max 100W - E27 Halo/Fluo	  

Lampadina esclusa / Bulb not included

PLAFONIERE SLIDE FUORI MISURA A PROGETTO CEILING SLIDE - EXTRA SIZE ON PROJECT
(DIAM 120-150-180-200) (DIAM 120-150-180-200)

Le spese di trasporto per le sospensioni speciali esulano dalle normali condizioni di trasporto pattuite (es. Porto Franco). L'importo di tale addebito sarà comunicato di volta in volta tramite conferma d'ordine.

Transport charges for Custom Made pendants lie outside usual delivery terms agreed (DDP). The amount of this cost will be advised from time to time in our order confirmation.

Frachtkosten für Custom Made Hängeleuchte gehen über unsere gewöhnliche Versandsbedingungen (Frei Haus) hinaus. Die Transportkosten für die Bestellungen dieser Artikeln werden von Zeit zur Zeit belasten und in unsere Auftragsbestätigung gezeigt.

Frais de transport pour suspensions Custom Made sortent de notre conditions de livraison habituelles (Port païé). Le cout du transport sera indiqué sur notre confirmation de temps en temps à la reception de commandes pour ces articles.

Los gastos de transporte para lámparas de suspensión especiales sobrepasan las normales condiciones de transporte acordadas (porte franco). El importe de tal adeudo será comunicado en su momento mediante la confirmación de pedido.

Sospensioni PVC specchiato / Mirroring PVC pendants

Sospensioni con struttura in metallo rivestita con PVC specchiato lucido argento, nero o bronzo.

A RICHIESTA:
- estensione cablaggio elettrico

Pendants with metal structure covered with glossy mirroring PVC in the colours silver, black or bronze.

ON DEMAND:
- longer electrical and hanging cables

Hängeleuchten mit Struktur aus Metall mit glänzendem Spiegel-PVC in den Farben Silber, Schwarz oder Bronze bezogen.

AUF VERLANGEN:
- längere elektrische und Hangkabel

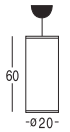
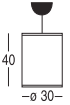
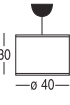
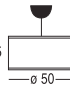
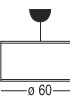


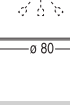
Suspensions avec structure en métal revêtue avec PVC réfléchissant dans les couleurs argent, noir ou bronze.

SUR DEMANDE:
- câbles électriques et de suspension plus longs

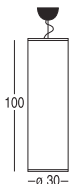





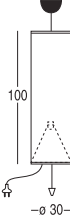





Lámparas de techo con estructura en metal recubierta en PVC espejado en los colores plata, negro o bronce.

A PEDIDO:
- cables eléctricos y colgantes más largos

Sospensioni Pendant

codice code		cavo elettrico cm electric cable cm	IMBALLO CM/PACKAGING CM SH = Shade ST = Structure	peso netto kg. net weight kg.	peso lordo kg. gross weight kg.	lampadina bulb	
0905-20-54 CYLINDER		200	31 x 31 x 82 h.	1,0	2,4	1x10W LED - E27 oppure/or 1xmax 100W - E27 Halo/Fluo	CE ± F
0905-20-57 CYLINDER		200	41 x 41 x 53 h.	0,9	2,5	1x10W LED - E27 oppure/or 1xmax 100W - E27 Halo/Fluo	CE ± F
0905-20-58 CYLINDER		200	51 x 51 x 53 h.	0,95	2,6	1x10W LED - E27 oppure/or 1xmax 100W - E27 Halo/Fluo	CE ± F
0905-20-59 CYLINDER		200	55 x 55 x 35 h.	1	3	1x10W LED - E27 oppure/or 1xmax 100W - E27 Halo/Fluo	CE ± F
0905-20-60 CYLINDER		200	68 x 68 x 51 h.	1,3	5	1x10W LED - E27 oppure/or 1xmax 100W - E27 Halo/Fluo	CE ± F
0905-20-61 CYLINDER		200	84 x 84 x 58 h.	1,4	6	1x10W LED - E27 oppure/or 1xmax 100W - E27 Halo/Fluo	CE ± F
0905-20-62 CYLINDER		200	84 x 84 x 58 h.	3	11	3x10W LED - E27 oppure/or 3xmax 100W - E27 Halo/Fluo	CE ± F
0905-20-63 CYLINDER		200	107 x 107 x 62 h.	4	14	3x10W LED - E27 oppure/or 3xmax 100W - E27 Halo/Fluo	CE ± F

Lampadina esclusa / Bulb not included

codice code	cavo elettrico cm electric cable cm	IMBALLO CM/PACKAGING CM SH = Shade ST = Structure	peso netto kg. net weight kg.	peso lordo kg. gross weight kg.	lampadina bulb
0910-20-53 HIGH CYLINDER 	200	33 x 33 x 124 h.	2	4	 1x10W LED - E27 oppure/or  1xmax 100W - E27 Halo/Fluo   
0905-20-53 HIGH CYLINDER  <p>Supporto a soffitto con saliscendi, contrappeso e cablaggio elettrico con alimentazione dal basso. <i>Adjustable height system, hanging weight and electrical wiring with feeding from down.</i></p>		33 x 33 x 124 h.	2	4	 1x10W LED - E27 oppure/or  1xmax 100W - E27 Halo/Fluo   

Lampadina esclusa / Bulb not included

Club House

Sospensioni con struttura in metallo rivestite in linone o raso di seta con passamaneria in contrasto.

Cavo elettrico in cotone colorato: arancio, turchese e blu. Rosone bianco escluso.

A richiesta: su progetto composizioni, rosone
- estensione cablaggio elettrico

Pendants with metal structure covered with lawn and silk satin with clashing trimmings.

Electrical cable in cotton in colours orange, turquoise, blue.

White metal canopy excluded.
On demand: for projects compositions, canopies
- longer electrical and hanging cable

Hängeleuchte mit Struktur aus Metall mit Leinen oder Seide Satin mit gegensätzlicher Posament bezogen.

Elektrische Kabel aus Baumwolle in Farbe orange, türkisblau, blau.

Deckbefestigung aus weissem lackiertem Metall.
Auf Verlangen: Fuer Projekten Zusammensetzungen, Deckbefestigungen.
- längere elektrische und Hangkabel

Suspension avec structure en métal revetue avec lin ou soie satin avec garniture en contraste.

Cablage électrique en coton dans les couleurs orange, turquoise, bleu.


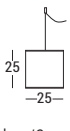
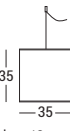
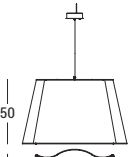

Rosace en métal verni blanc.
Sur demande: Pour projects compositions, rosaces.
- câble électrique et de suspension plus long

Lamparas de techo con estructura en metal recubierto en lino o raso de seda con pasamaneria en contraste.

Cableado eléctrico en algodón naranja, turquesa, azul.

Roseton en metal lacado blanco.

A pedido: Por proyectos composicion, rosetones y extra cableado
- cable eléctrico y colgante más largo

codice code		cavo elettrico cm electric cable cm	IMBALLO CM/PACKAGING CM SH = Shade ST = Structure	peso netto kg. net weight kg.	peso lordo kg. gross weight kg.	lampadina bulb		
1402-20-01		Rosone escluso/Canopy not included	200	31 x 31 x 62 h.	0,9	2	1x10W LED - E27 oppure/or 1xmax 100W - E27 Halo/Fluo	CE ± F
1402-20-02		Rosone escluso/Canopy not included	200	31 x 31 x 62 h.	0,9	2	1x10W LED - E27 oppure/or 1xmax 100W - E27 Halo/Fluo	CE ± F
1402-20-03		Rosone escluso/Canopy not included	200	40 x 40 x 53 h.	1,20	2,4	1x10W LED - E27 oppure/or 1xmax 100W - E27 Halo/Fluo	CE ± F
TRENDY								
	Variante a richiesta: Chiusura inferiore parziale in tessuto + 20% On demand: Partial fabric bottom closure + 20%							
1402-20-10 LARGE			200	84 x 84 x 55 h. LARGE	3	9	3x10W LED - E27 oppure/or 3xmax 100W - E27 Halo/Fluo	
1402-20-11 SMALL			200	66 x 66 x 48 h. SMALL	2	7	1x10W LED - E27 oppure/or 1xmax 100W - E27 Halo/Fluo	CE ± F

Lampadina esclusa / Bulb not included

codice
codeIMBALLO CM/PACKAGING CM
SH = Shade ST = Structure**ROSONI/CANOPIES**

Disponibili con 1, 2, 3, 4, 8 fori / Available with 1,2,3,4,8 fittings

1402-20-A-V2
BIANCO/WHITE**1402-20-A-T1**
TITANIO/TITANIUM

31 x 31 x 32 h.

1402-20-B-V2
BIANCO/WHITE**1402-20-B-T1**
TITANIO/TITANIUM

31 x 31 x 32 h.

1402-20-C-V2
BIANCO/WHITE**1402-20-C-T1**
TITANIO/TITANIUM

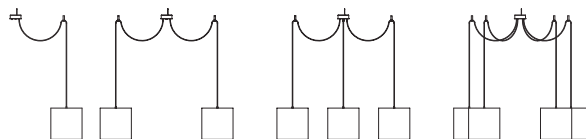
31 x 31 x 32 h.

1402-20-D-V2
BIANCO/WHITE**1402-20-D-T1**
TITANIO/TITANIUM

31 x 31 x 32 h.

1402-20-E-V2
BIANCO/WHITE**1402-20-E-T1**
TITANIO/TITANIUM

31 x 31 x 32 h.

Decentramento cavo elettrico/Canopy to decentralizeDECENTRAMENTO
Bianco/Titanio
White/Titanium**Esempi composizioni/Cluster examples**Attenzione: filo elettrico standard mt. 2, a richiesta cavo più lungo
Attn: standard electrical cable mts. 2, on demand longer cable**SU PROGETTO A RICHIESTA ROSONI E
COMPOSIZIONI PERSONALIZZATE
ON DEMAND SPECIAL CANOPIES
AND COMPOSITIONS FOR CUSTOM
PROJECTS**

Club House

Appliques con struttura in metallo rivestite in linone o raso di seta con passamaneria in contrasto o nei tessuti della collezione: (Escluso PVC specchiato e plissé seta a mano)

Supporto a muro grigio metallizzato compreso.

Wall lamps with metal structure covered with lawn and silk satin with clashing trimmings or in the fabrics of the collection (mirroring PVC and hand-made silk plissé excluded)

Metallic grey wall support included.

Wandleuchte mit Struktur aus Metall mit Leinen oder Seide Satin mit gegensätzlicher Posament bezogen oder in den Stoffe der Kollektion (Spiegel-PVC und handgefertigte seide plissé nicht einschliesslich)

Metallic grau Wandbefestigung einschliesslich

Appliques avec structure en métal revêtue avec lin ou soie satin avec garniture en contraste ou avec les tissus de la collection (PVC réfléchissant et plissé de soie a man pas inclus)

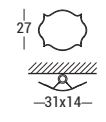
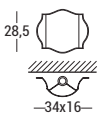

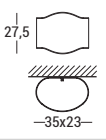
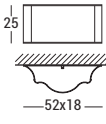
Support à mur en gris métallisé inclus.

Appliques con estructura en metal recubierto en lino o raso de seda con pasamaneria en contraste o con los tejidos de la colección (excepto PVC espejado y plissé de seda hecho a mano)

Estructura a pared gris metallizado incluida.

1402

Applique Wall

codice code		cavo elettrico cm electric cable cm	IMBALLO CM/PACKAGING CM SH = Shade ST = Structure	peso netto kg. net weight kg.	peso lordo kg. gross weight kg.	lampadina bulb			
1402-30-01			55 x 40 x 35 h.	0,4	1,8	1x10W LED - E27 oppure/or 1xmax 100W - E27 Halo/Fluo	CE	⏚	⚠
1402-30-02			55 x 40 x 35 h.	0,4	1,8	1x10W LED - E27 oppure/or 1xmax 100W - E27 Halo/Fluo	CE	⏚	⚠
1402-30-06			55 x 40 x 35 h.	0,5	2	1x10W LED - E27 oppure/or 1xmax 100W - E27 Halo/Fluo	CE	⏚	⚠
1402-30-07			55 x 40 x 35 h.	0,5	2	1x10W LED - E27 oppure/or 1xmax 100W - E27 Halo/Fluo	CE	⏚	⚠
1402-30-11			30 x 45 x 65 h.	0,7	3	1x10W LED - E27 oppure/or 1xmax 100W - E27 Halo/Fluo	CE	⏚	⚠

Lampadina esclusa / Bulb not included

Luxury

Sospensioni con struttura metallica rivestita nei tessuti della collezione. **Escluso PVC specchiato.**

Cablaggio elettrico con rosone nichel satinato, cavo acciaio e filo trasparente.

Chiusura inferiore parziale in plexiglas.

A RICHIESTA:

- estensione cablaggio elettrico

Pendants with metallic structure covered with the fabrics of the collection.

Mirroring PVC excluded.

Electrical wiring with nickel satin canopy, steel hanging cable and transparent electrical cable.

Partial bottom closure in plexiglas.

ON DEMAND:

- longer electrical and hanging cables

Hängeleuchte mit Struktur aus Metal und Schirm in den Stoffen der Kollektion. **Spiegel-PVC nicht einschlies-slich.**

Elektrische Verkabelung mit Deckbefestigung Nickel satiniert, Hängkabel aus Stahl und Transparent-elektrischkabel.

Teilabdeckung aus Plexiglas.

AUF VERLANGEN:

- längere elektrische und Hangkabel

Suspensions avec structure en metal revêtue avec les tissus de la collection. **PVC réfléchissant pas inclus.**

Câblage électrique avec rosace en nickel satiné, câble de support en acier et câble électrique transparent.

Fermeture inférieure partielle en plexiglas.

SUR DEMANDE:

- câbles électriques et de suspension plus longs

Lámparas de techo con estructura metálica producidas con los tejidos de la colección. **Excepto PVC espejado.**

Cableado eléctrico con roseton níquel satinado, cable de fijación en acero y cable eléctrico transparente.

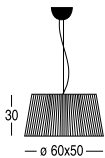


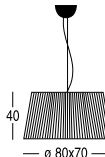


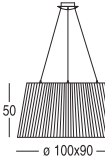


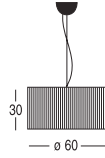


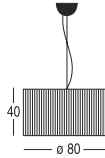


Cierre inferior parcial en plexiglas.

A PEDIDO:

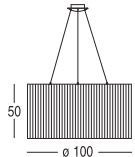





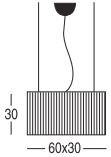





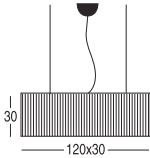





- cables eléctricos y colgantes más largos

0607

Sospensioni Pendant

codice code		cavo elettrico cm electric cable cm	IMBALLO CM/PACKAGING CM SH = Shade ST = Structure	peso netto kg. net weight kg.	peso lordo kg. gross weight kg.	lampadina bulb	
0607-20-33 SEMICONE		200	68 x 68 x 51 h.	3	6	 3 x 10W LED - E27 oppure/or  3 x max 100W - E27 Halo/Fluo	CE ± F
0607-20-34 SEMICONE		200	84 x 84 x 58 h.	4	12	 3 x 10W LED - E27 oppure/or  3 x max 100W - E27 Halo/Fluo	CE ± F
0607-20-35 SEMICONE		200	107 x 107 x 62 h.	5	15	 3 x 10W LED - E27 oppure/or  3 x max 100W - E27 Halo/Fluo	CE ± F
0607-20-60 CYLINDER		200	68 x 68 x 51 h.	3	6	 3 x 10W LED - E27 oppure/or  3 x max 100W - E27 Halo/Fluo	CE ± F
0607-20-62 CYLINDER		200	84 x 84 x 58 h.	4	12	 3 x 10W LED - E27 oppure/or  3 x max 100W - E27 Halo/Fluo	CE ± F

Lampadina esclusa / Bulb not included

codice code		cavo elettrico cm electric cable cm	IMBALLO CM/PACKAGING CM SH = Shade ST = Structure	peso netto kg. net weight kg.	peso lordo kg. gross weight kg.	lampadina bulb	
0607-20-63 CYLINDER		200	107 x 107 x 62 h.	5	15	 3 x 10W LED - E27 oppure/or  3 x max 100W - E27 Halo/Fluo	  
0607-20-83 RECTANGULAR	 <p>Chiusura inferiore totale in plexiglas. Complete bottom closure in plexiglas.</p>	200	80 x 37 x 44 h.	2,3	8	 2 x 10W LED - E27 oppure/or  2 x max 100W - E27 Halo/Fluo	  
0607-20-84 RECTANGULAR	 <p>Chiusura inferiore totale in plexiglas. Complete bottom closure in plexiglas.</p>	200	141 x 37 x 44 h.	4,5	9	 3 x 10W LED - E27 oppure/or  3 x max 100W - E27 Halo/Fluo	  

Lampadina esclusa / Bulb not included

Slide

Lampade da soffitto e parete con struttura in metallo, rivestite con i tessuti della collezione. **Escluso PVC specchiato.** Chiusura inferiore totale in plexiglas.

Ceiling and wall lamps with metal structure, covered with the fabrics of the collection. **Mirroring PVC excluded.** Complete bottom closure in plexiglas.

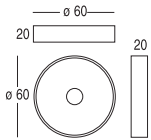


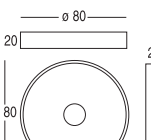


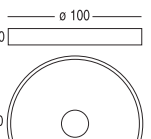


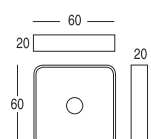


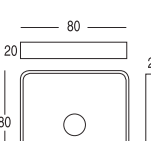


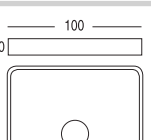


Deck- und Wandleuchten mit Struktur aus Metall, mit den Stoffen der Kollektion bezogen. **Spiegel-Pvc nicht einschliesslich.** Ganze Unterabdeckung aus Plexiglas.

Plafoniers at appliques avec structure en métal, revêtus dans les tissus de la collection. **PVC réfléchissant pas inclus.** Fermeture inférieure complète en plexiglas.

Plafones y apliques con estructura en metal, recubiertas con los tejidos de la colección. **Excepto pvc espejado.** Cierre inferior total en plexiglas.

0604

Applique/Plafoniera Wall/ Ceiling

codice code		cavo elettrico cm electric cable cm	IMBALLO CM/PACKAGING CM SH = Shade ST = Structure	peso netto kg. net weight kg.	peso lordo kg. gross weight kg.	lampadina bulb		
0604-40-64 SMALL ROUND				67 x 67 x 28 h.	3,5	6,5	 3 x 10W LED - E27 oppure/or  3 x max 100W - E27 Halo/Fluo	CE ± F
0604-40-65 MEDIUM ROUND				87 x 87 x 27 h.	4	10	 3 x 10W LED - E27 oppure/or  3 x max 100W - E27 Halo/Fluo	CE ± F
0604-40-66 LARGE ROUND				106 x 106 x 27 h.	6,5	14	 3 x 10W LED - E27 oppure/or  3 x max 100W - E27 Halo/Fluo	CE ± F
1005-40-14 SMALL SQUARE				67 x 67 x 27 h.	3,5	6,5	 3 x 10W LED - E27 oppure/or  3 x max 100W - E27 Halo/Fluo	CE ± F
1005-40-15 MEDIUM SQUARE				87 x 87 x 27 h.	4	10	 3 x 10W LED - E27 oppure/or  3 x max 100W - E27 Halo/Fluo	CE ± F
1005-40-16 LARGE SQUARE				107 x 107 x 27 h.	6,5	14	 3 x 10W LED - E27 oppure/or  3 x max 100W - E27 Halo/Fluo	CE ± F

Lampadina esclusa / Bulb not included

Up-Down

Sospensione in metallo con diffusore in PVC specchiato o nei tessuti della collezione, **escluso plissé seta a mano**. Sali scendi regolabile, contrappeso e cablaggio elettrico con alimentazione dal basso.

Metal pendant with shade in mirroring PVC or in the fabrics of the collection, **hand made silk plissé excluded**. Adjustable height system with weight and electrical wiring with power supply from down.






Hängeleuchte aus Metall mit Schirm aus Spiegel PVC oder aus Stoffen von unsere Kollektion, **handgefertigte seide plissé nicht einschlieslich**. Höhen verstellbar mit Gewichts und elektrische Leitungen mit der Fütterung von unten.

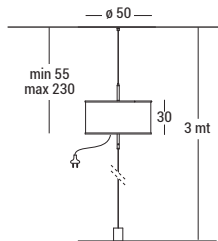
Suspension en Métal avec abat-jour en PVC réfléchissant ou dans les tissus de la collection, **plissé de soie à main pas inclus**. Système de hauteur réglable avec le poids et le câblage électrique à l'alimentation du bas.

Suspensiones en metal con difusor en pvc espejado o en los tejidos de la colección, **excepto pliss de seda hecho a mano**. Subida y bajada regulable, contrapeso y cableado eléctrico con alimentación desde la parte de abajo.

1009

Sospensioni Pendant

codice code	cavo elettrico cm electric cable cm	IMBALLO CM/PACKAGING CM SH = Shade ST = Structure	peso netto kg. net weight kg.	peso lordo kg. gross weight kg.	lampadina bulb
1009-20	200	SH 55 x 55 x 32 h.	1,3	3,0	 3 x 5W LED - E14 oppure/or  3 x max 42W - E14 Halo/Fluo
		ST 50 x 650 x 50 h.	4,9	9,0	  



Lampadina esclusa / Bulb not included

Vanity

Appliques con struttura in metallo rivestita con i tessuti della collezione. Supporto a muro grigio metallizzato compreso.

Wall lamps with metal structure covered with the fabrics of the collection. Metallic grey wall support included.

Wandleuchte mit Struktur aus Metall und Schirm aus den Stoffen der Kollektion. Metallisch grau Wandbefestigung einschließlic.

Appliques avec structure en métal revêtue avec les tissus de la collection. Support à mur en gris métallisé inclus.

Appliques con estructura en metal recubierto en los tejidos de la colección. Estructura a pared gris metalizado incluida.

9540

Applique Wall

codice code	cavo elettrico cm electric cable cm	IMBALLO CM/PACKAGING CM SH = Shade ST = Structure	peso netto kg. net weight kg.	peso lordo kg. gross weight kg.	lampadina bulb
9540-30-86 LARGE RECTANGULAR		55 x 42 x 37 h.	0,9	2	1x10W LED - E27 oppure/or 1xmax 100W - E27 Halo/Fluo
9540-30-85 SMALL RECTANGULAR		31 x 31 x 32 h.	0,5	1,50	1x5W LED - E14 oppure/or 1xmax 60W - E14 Halo/Fluo
9540-30-02 LARGE ROUND		55 x 42 x 37 h.	0,9	2	1x10W LED - E27 oppure/or 1xmax 100W - E27 Halo/Fluo
9540-30-01 SMALL ROUND		31 x 31 x 32 h.	0,5	1,50	1x5W LED - E14 oppure/or 1xmax 60W - E14 Halo/Fluo
Lampadina esclusa / Bulb not included					
0807-30-85 SMALL LINEAR	 Chiusura superiore e inferiore totale in plexiglass Complete upper and bottom closure in plexiglass	70 x 20 x 30 h.	1,5	4,5	Lampadina inclusa/ Bulb included 1T5 x 14W Fluo
0807-30-86 LARGE LINEAR	 Chiusura superiore e inferiore totale in plexiglass Complete upper and bottom closure in plexiglass	160 x 20 x 30 h.	3,8	7,5	Lampadina inclusa/ Bulb included 2T5 x 49W Fluo

☼ = lampadina compresa solo per 230 V~ (NO 110V~)
bulb included only for 230V~ (NOT 110V~)

Piastre/*Plates* (Escluso art. Wonder/*art. Wonder excluded*)

Piastra in metallo nelle
finiture: titanio o laccata
bianca.










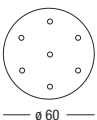

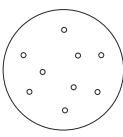
Metal plate in the finishes:
titanium or white lacquered.

Platte aus Metall in den
Farben: Titanium oder weissem
lackiert.

Plaque en metal dans les
couleurs: titanium ou laqué
blanche.

Acabado placa titanium o
blanco lacado.

Piastre *Plates*

codice code		cavo elettrico cm electric cable cm	IMBALLO CM/PACKAGING CM SH = Shade ST = Structure	peso netto kg. net weight kg.	peso lordo kg. gross weight kg.
0811-27-V2 BIANCO/ <i>WHITE</i>	 h 5				
0811-27-T1 TITANIO/ <i>TITANIUM</i>	 ø 42				
ROUND PLATE MAX 3 FITTINGS			55 x 55 x 15 h.	3,5	5,5
PIASTRE ELETRIFICATE ELECTRIFIED PLATES					
0001-T-30-03-V2 BIANCO/ <i>WHITE</i>	 h 5				
0001-T-30-03-T1 TITANIO/ <i>TITANIUM</i>	 ø 30				
ROUND PLATE MAX 3 FITTINGS			39 x 39 x 15 h.	3	4
0002-T-42-05-V2 BIANCO/ <i>WHITE</i>	 h 5				
0002-T-42-05-T1 TITANIO/ <i>TITANIUM</i>	 ø 42				
ROUND PLATE MAX 5 FITTINGS			55 x 55 x 15 h.	3,5	5,5
0003-T-42-07-V2 BIANCO/ <i>WHITE</i>	 h 5				
0003-T-42-07-T1 TITANIO/ <i>TITANIUM</i>	 ø 42				
ROUND PLATE MAX 7 FITTINGS			55 x 55 x 15 h.	4,5	6
0004-T-60-07-V2 BIANCO/ <i>WHITE</i>	 h 5				
0004-T-60-07-T1 TITANIO/ <i>TITANIUM</i>	 ø 60				
ROUND PLATE MAX 7 FITTINGS			67 x 67 x 28 h.	9	12
0005-T-80-09-V2 BIANCO/ <i>WHITE</i>	 h 5				
0005-T-80-09-T1 TITANIO/ <i>TITANIUM</i>	 ø 80				
ROUND PLATE MAX 9 FITTINGS			87 x 87 x 28 h.	17	20

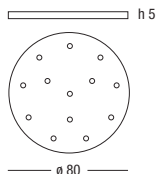
codice
code

IMBALLO CM/PACKAGING CM peso netto kg. peso lordo kg.
SH = Shade ST = Structure net weight kg. gross weight kg.

0006-T-80-13-V2
BIANCO/WHITE

0006-T-80-13-T1
TITANIO/TITANIUM

ROUND PLATE
MAX 13 FITTINGS



87 x 87 x 28 h.

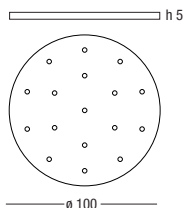
17

20

0007-T-100-17-V2
BIANCO/WHITE

0007-T-100-17-T1
TITANIO/TITANIUM

ROUND PLATE
MAX 17 FITTINGS



106 x 106 x 28 h.

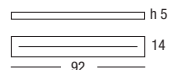
25

28

0008-L-92-V2
BIANCO/WHITE

0008-L-92-T1
TITANIO/TITANIUM

LINEAR PLATE
MAX 8 FITTINGS



100 x 30 x 30 h.


7

9

0009-L-138-V2
BIANCO/WHITE

0009-L-138-T1
TITANIO/TITANIUM

LINEAR PLATE
MAX 8 FITTINGS



160 x 20 x 30 h.

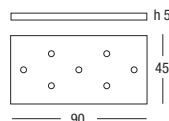
10

13

0010-R-90-07-V2
BIANCO/WHITE

0010-R-90-07-T1
TITANIO/TITANIUM

RECTANGULAR PLATE
MAX 7 FITTINGS



110 x 60 x 15 h.

16

18

codice
codeIMBALLO CM/PACKAGING CM
SH = Shade ST = Structure**ROSONI/CANOPIES**

Disponibili con 1, 2, 3, 4, 8 fori / Available with 1,2,3,4,8 fittings

1402-20-A-V2
BIANCO/WHITE**1402-20-A-T1**
TITANIO/TITANIUM

31 x 31 x 32 h.

1402-20-B-V2
BIANCO/WHITE**1402-20-B-T1**
TITANIO/TITANIUM

31 x 31 x 32 h.

1402-20-C-V2
BIANCO/WHITE**1402-20-C-T1**
TITANIO/TITANIUM

31 x 31 x 32 h.

1402-20-D-V2
BIANCO/WHITE**1402-20-D-T1**
TITANIO/TITANIUM

31 x 31 x 32 h.

1402-20-E-V2
BIANCO/WHITE**1402-20-E-T1**
TITANIO/TITANIUM

31 x 31 x 32 h.

Decentramento cavo elettrico/Canopy to decentralizeDECENTRAMENTO
Bianco/Titanio
White/Titanium

Piastre per art. Wonder / Plates for art. Wonder

Piastre in metallo nella
finitura laccata bianca con
alimentatore.

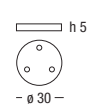
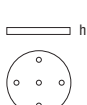
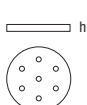
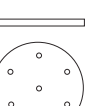
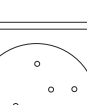
Metal plate in the finish white
lacquered with power source.

Platte aus weissem lackiertem
Metall mit Netzanschlussgerät.

Plaque en metal laqué
blanche avec alimentateur.

Placa en metal blanco lacado
con alimentador.

Piastre Plates

codice code	cavo elettrico cm electric cable cm	IMBALLO CM/PACKAGING CM SH = Shade ST = Structure	peso netto kg. net weight kg.	peso lordo kg. gross weight kg.	
1504-T-30-03 ROUND PLATE MAX 3 FITTINGS			39 x 39 x 15 h.	3	4
1504-T-42-05 ROUND PLATE MAX 5 FITTINGS			55 x 55 x 15 h.	3,5	5,5
1504-T-42-07 ROUND PLATE MAX 7 FITTINGS			55 x 55 x 15 h.	4,5	6
1504-T-60-07 ROUND PLATE MAX 7 FITTINGS			67 x 67 x 28 h.	9	12
1504-T-80-09 ROUND PLATE MAX 9 FITTINGS			87 x 87 x 28 h.	17	20

codice code	cavo elettrico cm electric cable cm	IMBALLO CM/PACKAGING CM SH = Shade ST = Structure	peso netto kg. net weight kg.	peso lordo kg. gross weight kg.	
1504-T-80-13 ROUND PLATE MAX 13 FITTINGS		87 x 87 x 28 h.	17	20	
1504-T-100-17 ROUND PLATE MAX 17 FITTINGS		106 x 106 x 28 h.	25	28	
1504-L-92 LINEAR PLATE MAX 8 FITTINGS		100 x 30 x 30 h.	7	9	
1504-L-138 LINEAR PLATE MAX 8 FITTINGS		160 x 20 x 30 h.	10	13	
1504-R-90-07 RECTANGULAR PLATE MAX 7 FITTINGS		110 x 60 x 15 h.	16	18	

Rosoni / Canopies

Specifiche del sistema di
installazione a plafone

Specification of installation
system to ceiling

Verzeichnis von deckbefesti-
gungsaufbauinstallation

Specification pour
l'installation du système de
fixation au plafond

Especificaciones del sistema
de instalación a plafón

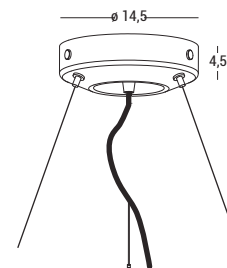
Rosoni Canopies

codice
code

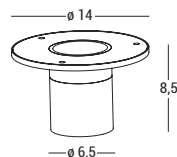
**BALOOON
SOSPENSIONI
TESSUTO
SATINATO**



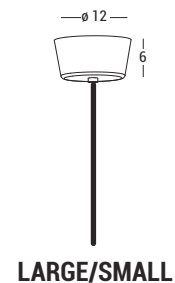
**C'HI MAXI
SATINATO**



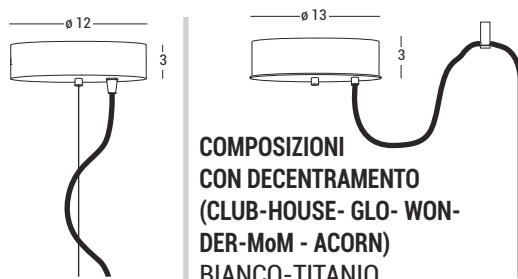
**BRIDGET
ORIENTABILE/
ADJUSTABLE
SATINATO**



**GLO
TITANIO
E BIANCO**



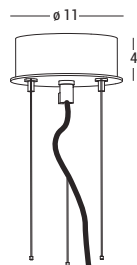
**CLUB HOUSE
TRENDY**



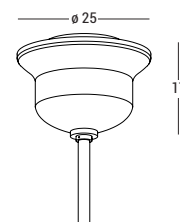
**GLO MINI
ACORN
TITANIO
E BIANCO**

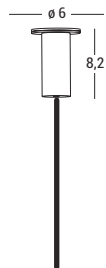
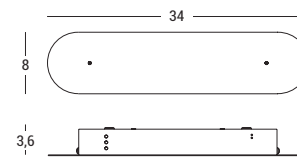
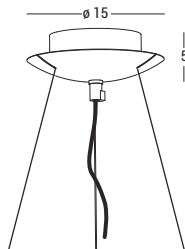
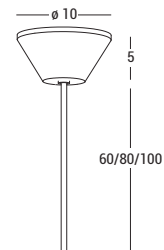
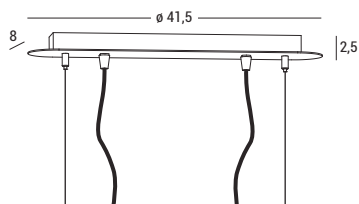
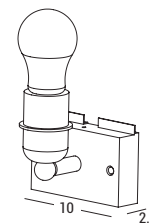
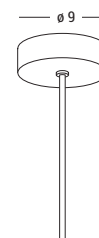
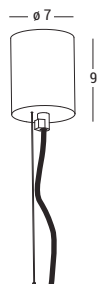


**C'HI
SATINATO**



**JEI JEI
VETRO**



codice
code**ACORN**
MoM
BIANCO
NERO**WOODY**
SATINATO**SOSPENSIONI**
TESSUTO:
Ø 100
SQUARE
OVAL
SATINATO**ROSONE AD**
ASTA RIGIDA
SATINATO**TOCCO**
SATINATO**SUPPORTO A MURO / WALL SUPPORT****VANITY/**
CLUB HOUSE
VERNICIATO
ARGENTO**UP-DOWN**
CROMO
LUCIDO**WONDER**
ORO OPACO
RAME OPACO
GRAFITE OPACO**WOOD**
LEGNO






































Penta si riserva il diritto di apportare ai propri modelli, senza alcun preavviso, modifiche e migliorie che potrebbero variare l'estetica delle soluzioni pensate.

Penta reserves the right to charge, better and improve its models without notice, also if these improvements might change the aesthetical image of the proposed solutions.

I vetri realizzati rigorosamente a mano dal maestro vetraio rispettano le antiche e tradizionali tecniche di soffiatura. Ogni articolo è sottoposto a meticolosi controlli di qualità, pertanto apparenti difetti come bolle o variazioni dei toni di colore del vetro, sono riconosciuti come pregi e conferma della lavorazione artigianale.

Glasses are hand made and mounth blown by the master glass blower, according to the traditional techniques of blowing. Each item is carefully checked, therefore apparent imperfections, such as bubbles or nuances in the glass colour, have to be recognised as qualities and sign of the artisan's craftsmanship.

Lampadine Bulbs

42W - E14 oliva		15W - G13 fluorescente	
25/40/42/60W - E14		30/36W G13 fluorescente	
60W - E27 sfera		14W - G5 fluorescente	
60/70/100/105/150W - E27		28W - G5 fluorescente	
4/5W - E14 sfera led		49W - G5 fluorescente	
8/10/10,5W - E27 goccia led		50W GU10 alogena	
40/60/75W - E14 alogena		3W Led	
60/100/150/250W - E27 alogena		7W Led	
100/150W - B15 alogena		22W Led	
60/100/150/250W R7s 78 mm alogena		7W Led - GU10	
100/150/200/300W R7s 117 mm alogena		20 W - E27 fluorescente	
9W - G23 fluorescente		7W Led	
11W - 2G7 fluorescente		4/8/13/17W - Led	
18/24/36W - 2G11 fluorescente		7/12/14/15/24,5/28,8/58W - Led	
11W - E14 fluorescente		20W - 12V - G4 alogena	
25W - E27 fluorescente		28/33/42/60W - G9 alogena	
16W - E27 globo led		2W - 12V G4 led	
8W - E14 fluorescente		3/5W - G9 led	
15W - E27 fluorescente			

Note:  Simbolo di conferma che la lampadina viene fornita con la lampada.
Symbol that confirms that the bulb is supplied with the lamp.

La tensione s'intende 230V, 50/60HZ o 120V, 60HZ a seconda dei paesi.
Voltage: 230V, 50/60HZ or 120V, 60 HZ according to the country.












Le lampadine incandescenti possono essere sostituite dalle corrispondenti alogene.
The incandescent bulbs can be replaced by the corresponding halogen ones.

• for USA **E14 becomes E12**
E27 becomes E26




I lumen non sempre corrispondono. Verificare sempre le dimensioni. Rif. Leuci
Lumen don't always match. Always check the dimensions. Ref. Leuci

Legenda Legend

Simboli Symbols

 lampadina compresa <i>bulb included</i>	 IP44 Apparecchio a prova di penetrazione di oggetti solidi con \varnothing superiore a 1 mm Apparecchio protetto contro gli spruzzi d'acqua da ogni direzione. <i>Protected against penetration of solid objects larger than 1 mm. Protected against splashing water from any direction.</i>
 diametro <i>diameter</i>	
 altezza <i>height</i>	
 larghezza <i>width</i>	
 profondità <i>depth</i>	
  SISTEMA DI GESTIONE QUALITÀ CERTIFICATA AZIENDA CERTIFICATA	
	 CE Attesta la conformità del prodotto alle direttive europee. <i>Certifies the conformity of the product to the european community provisions.</i>
	 TOUCH Dimmer sensoriale. <i>Touch dimmer.</i>
	 Dimmer. <i>Dimmer.</i>
	 D --- Distanza dall'oggetto illuminato. <i>Distance from the lighted object.</i>

Classe Class

 CLASSE I Solo isolamento fondamentale; le parti conduttrici sono collegate ad un conduttore di terra. Messa a terra: tassativa. <i>Only basic insulation, accessible conductors are grounded. Grounding: compulsory.</i>
 CLASSE II Con doppio isolamento e/o rinforzato in ogni parte senza dispositivi per la messa a terra. <i>Class of insulation Class II. With double insulation and/or reinforced in every part and without eart connections</i>
 CLASSE III Alimentazione effettuata con bassissima tensione di sicurezza; tensioni superiori a 50 Volt (a 50Hz) sono escluse in ogni parte e in ogni circostanza. Messa a terra: esclusa. <i>Very low safety supply voltage; not to be used at over 50V (at 50Hz). Grounding: excluded.</i>

Il dimmer potrebbe causare tremolio della luce se si utilizza una lampadina di wattaggio inferiore a quella indicata come potenza minima.

Non è garantito il corretto funzionamento del dimmer con lampadine LED retrofit o fluorescenti compatte con alimentatore integrato.

The dimmer could cause flickering of the light if you use a bulb with a lower wattage than the one indicated as per minimum power.

We do not guarantee the right working of the dimmer with led retrofit or compact fluorescent bulbs with incorporated feeder.

La potenza di lampada indicata, riferita alle sorgenti alogene, è da valutare singolarmente per l'alternativa fluorescente compatibilmente con l'ingombro della lampadina.

The wattage indicated for each lamp, referred to the halogen sources, should be valued individually for the fluorescent option according to the size of the bulbs.

ECOLIGHT
 EFFICIENZA E PROFESSIONALITÀ PER L'AMBIENTE

PENTA srl aderisce al Consorzio Ecolight per l'attuazione delle direttive WEEE/RAEE 2002/95/CE e 2003/108/CE relative alla raccolta e smaltimento delle apparecchiature di illuminazione.

Penta srl takes part in Consorzio Ecolight for the implementation of directive WEEE/RAEE 2002/95/CE e 2003/1087/CE relating to collection and discharge of lighting fittings.

TESSUTI
FABRICS

CATEGORIA · CATEGORY EXTRA

Raso di Seta
Silk Satin



Madreperla
Pearl



Fango



Malva
Mauve



Amarena
Cherry



Salvia



Blu Marina
Blue Marine

CATEGORIA · CATEGORY A

Seta
Silk



Bianco
White



Nero
Black



Avorio
Ivory



Ambra
Amber



Tabacco
Tobacco



Rosso
Red



Perla

Plissé Seta a Mano
Silk Hand plissé



Bianco
White



Avorio
Ivory



Grigio
Grey



Fumo di Londra
London Smoke



Tabacco
Tobacco

CATEGORIA · CATEGORY A



CATEGORIA · CATEGORY B



Tabella tessuti per modelli lampade / Fabric matchings

Categoria / Class	EXTRA	EXTRA	A	A	A	A	A	A	A	B	B	B
Lampada Lamps	Raso seta Silk satin	Plissé seta a mano Hand made silk plisse	Canapa Hemp (H: max 90 cm.)	Lino Linen	Linone Lawn	Net	Shantung	PVC specchiato Mirroring PVC	Seta Silk	Cotone Cotton	Pergamena Parchment	PVC
ABA HI-TECH / ABA VIP	•		•	•	•	•	•		•	•	•	•
BRIDGET	•		•	•	•	•	•		•	•	•	•
CLUB HOUSE APPLIQUE	•		•	•	•	•	•		•	•	•	•
KELLY	•		•	•	•	•	•		•	•	•	•
LUXURY	•	•	•	•	•	•	•		•	•	•	•
NEW CLASSIC table	•		•	•	•	•	•	•	•	•	•	•
SLIDE	•	•	•	•	•	•	•		•	•	•	•
SOSPENSIONI	•		•	•	•	•	•	•	•	•	•	•
TIC & TOC	•			•	•	•	•	•	•	•	•	•
TOSCA	•	•	•	•	•	•	•		•	•		
UP-DOWN	•		•	•	•	•	•	•	•	•		•
VANITY	•	•	•	•	•	•	•		•	•	•	•
WOOD	•				•		•					

Tessuti cat. Extra, A e B / Fabrics Extra, A and B class

Tessuti supportati da PVC autoestinguente / Fabrics glued with self-extinguishable PVC